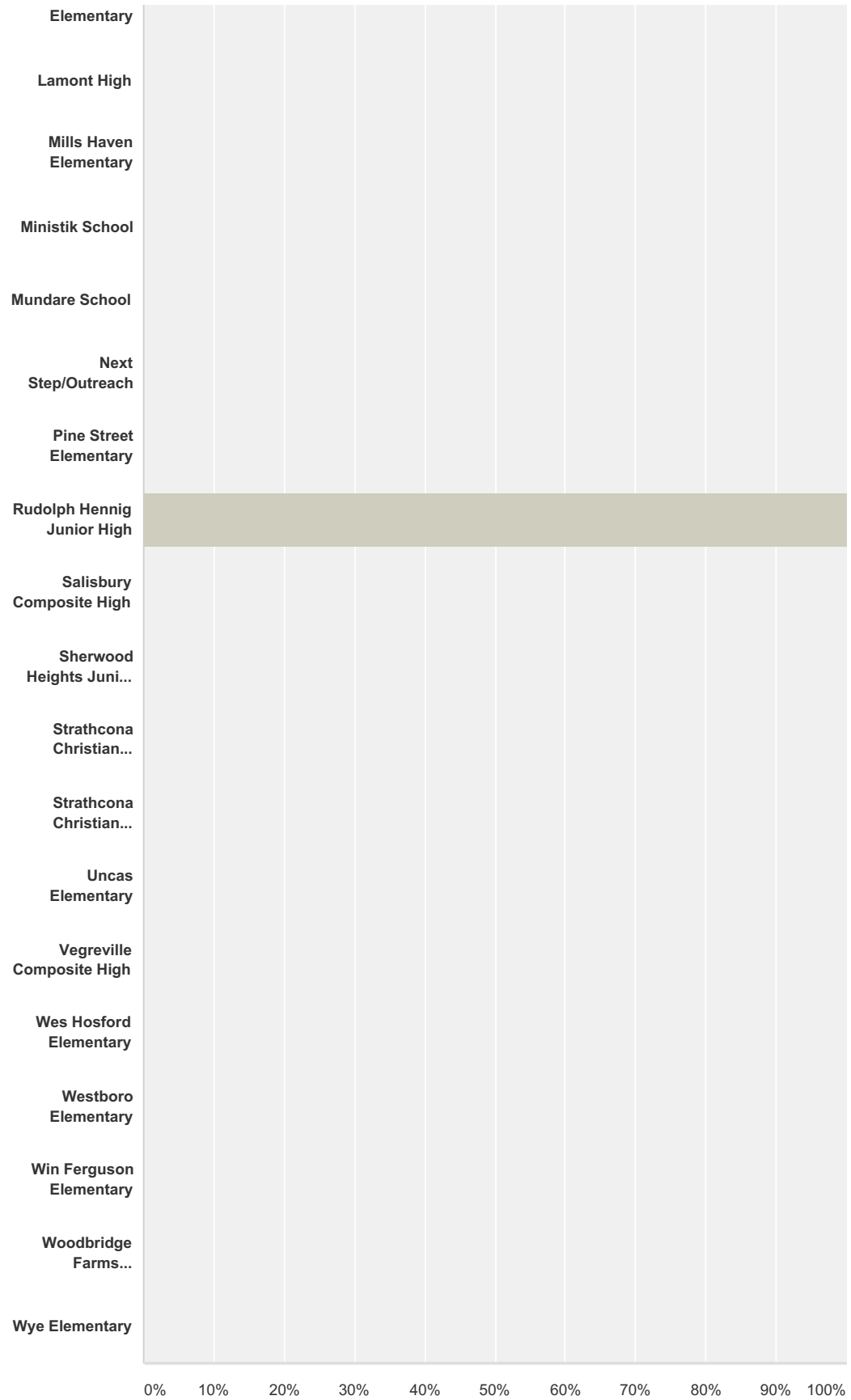


EIPS Parent Survey 2016-2017



Answer Choices	Responses
----------------	-----------

EIPS Parent Survey 2016-2017

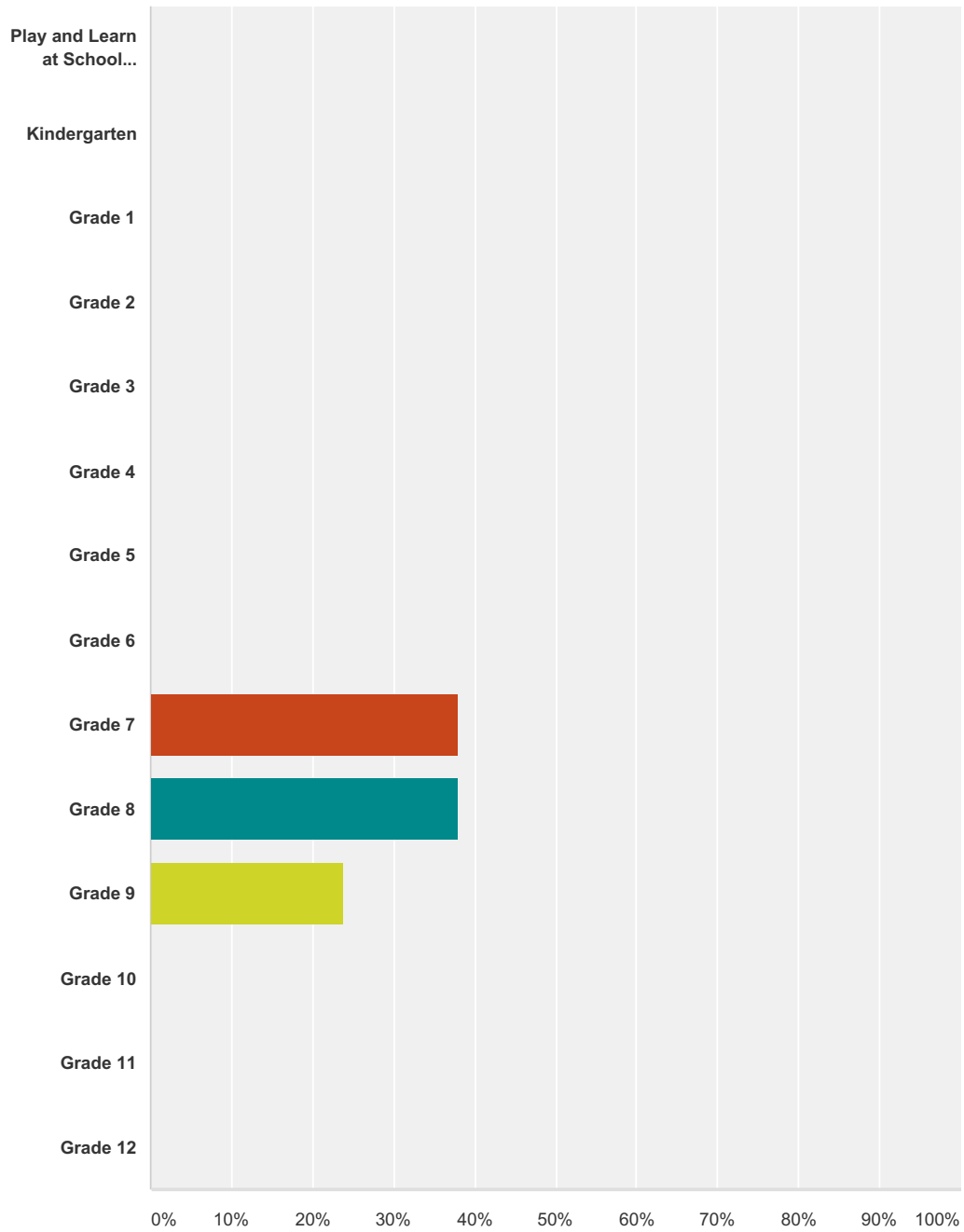
A.L. Horton Elementary	0.00%	0
Andrew School	0.00%	0
École Élémentaire Ardrossan Elementary	0.00%	0
Ardrossan Junior Senior High	0.00%	0
Bev Facey Community High	0.00%	0
Brentwood Elementary	0.00%	0
Bruderheim School	0.00%	0
Clover Bar Junior High	0.00%	0
École Campbelltown	0.00%	0
École Parc Élémentaire	0.00%	0
F.R. Haythorne Junior High	0.00%	0
Fort Saskatchewan Christian	0.00%	0
Fort Saskatchewan Elementary	0.00%	0
Fort Saskatchewan Senior High	0.00%	0
Fultonvale Elementary Junior High	0.00%	0
Glen Allan Elementary	0.00%	0
James Mowat Elementary	0.00%	0
Lakeland Ridge	0.00%	0
Lamont Elementary	0.00%	0
Lamont High	0.00%	0
Mills Haven Elementary	0.00%	0
Ministik School	0.00%	0
Mundare School	0.00%	0
Next Step/Outreach	0.00%	0
Pine Street Elementary	0.00%	0
Rudolph Hennig Junior High	100.00%	63
Salisbury Composite High	0.00%	0
Sherwood Heights Junior High	0.00%	0
Strathcona Christian Academy Elementary	0.00%	0
Strathcona Christian Academy Secondary	0.00%	0
Uncas Elementary	0.00%	0
Vegreville Composite High	0.00%	0
Wes Hosford Elementary	0.00%	0
Westboro Elementary	0.00%	0

EIPS Parent Survey 2016-2017

Win Ferguson Elementary	0.00%	0
Woodbridge Farms Elementary	0.00%	0
Wye Elementary	0.00%	0
Total		63

Q2 Please indicate your child's grade.

Answered: 63 Skipped: 0



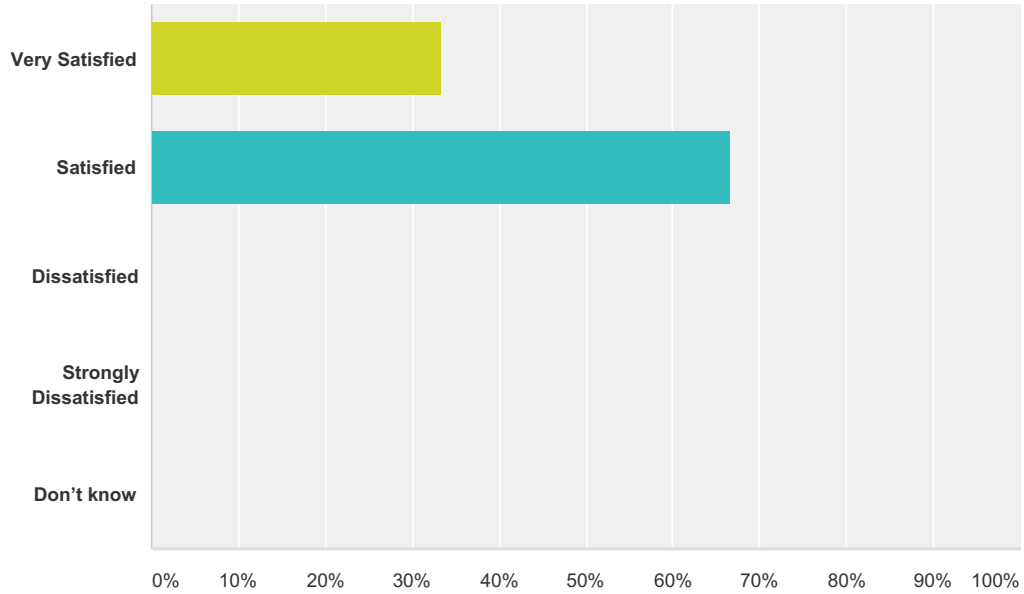
Answer Choices	Responses
Play and Learn at School (PALS)	0.00% 0
Kindergarten	0.00% 0
Grade 1	0.00% 0
Grade 2	0.00% 0
Grade 3	0.00% 0

EIPS Parent Survey 2016-2017

Grade 4	0.00%	0
Grade 5	0.00%	0
Grade 6	0.00%	0
Grade 7	38.10%	24
Grade 8	38.10%	24
Grade 9	23.81%	15
Grade 10	0.00%	0
Grade 11	0.00%	0
Grade 12	0.00%	0
Total		63

Q3 How satisfied are you with the quality of education that your child is receiving at his/her school?

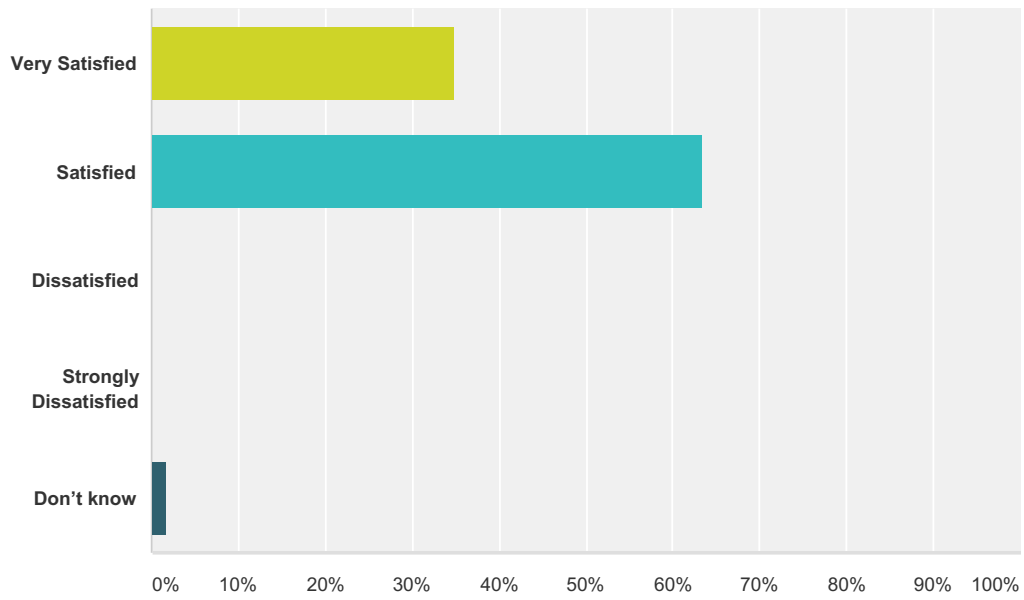
Answered: 63 Skipped: 0



Answer Choices	Responses	
Very Satisfied	33.33%	21
Satisfied	66.67%	42
Dissatisfied	0.00%	0
Strongly Dissatisfied	0.00%	0
Don't know	0.00%	0
Total		63

Q4 How satisfied are you with the quality of teaching at your child's school?

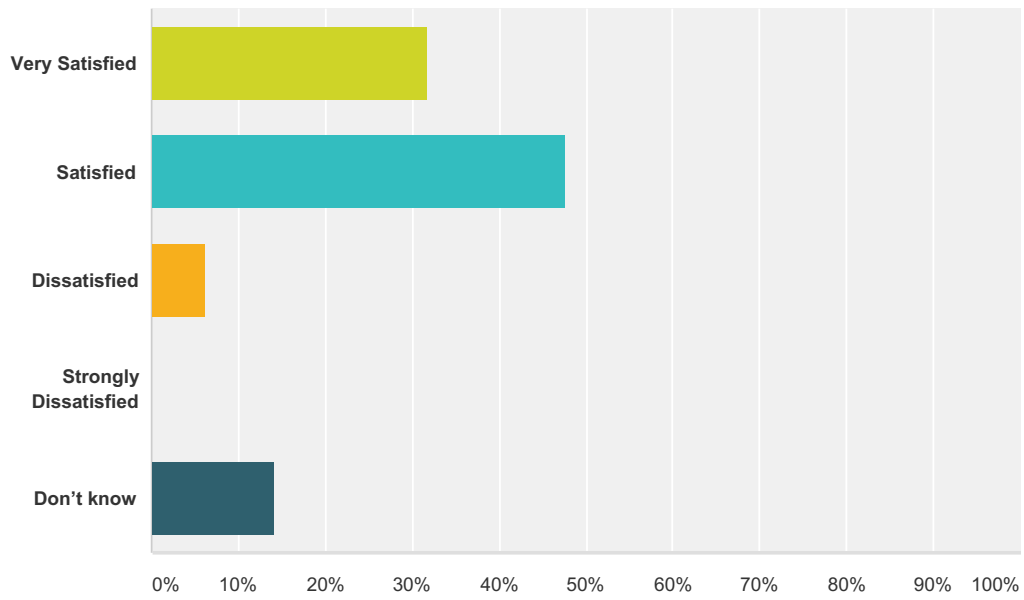
Answered: 63 Skipped: 0



Answer Choices	Responses	Count
Very Satisfied	34.92%	22
Satisfied	63.49%	40
Dissatisfied	0.00%	0
Strongly Dissatisfied	0.00%	0
Don't know	1.59%	1
Total		63

Q5 How satisfied are you with the leadership in your child's school?

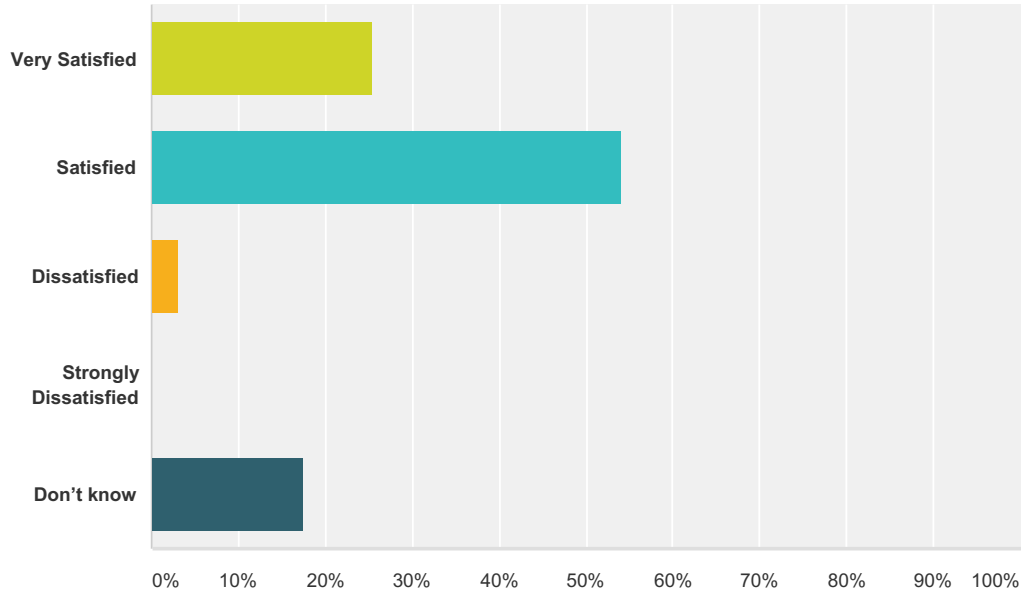
Answered: 63 Skipped: 0



Answer Choices	Responses	Count
Very Satisfied	31.75%	20
Satisfied	47.62%	30
Dissatisfied	6.35%	4
Strongly Dissatisfied	0.00%	0
Don't know	14.29%	9
Total		63

Q6 How satisfied are you with the opportunity to be involved in decisions at your child's school?

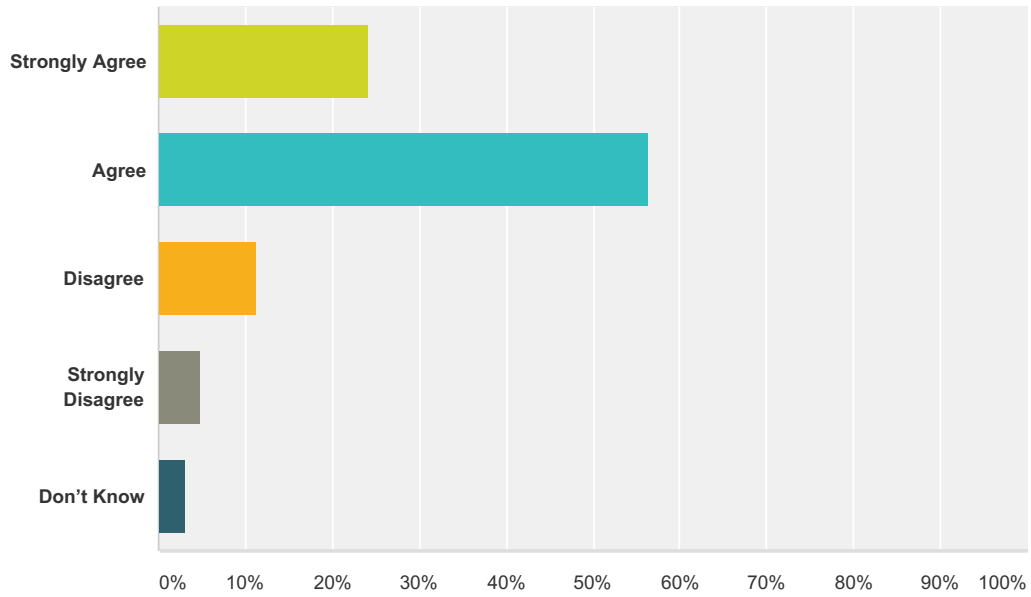
Answered: 63 Skipped: 0



Answer Choices	Responses	
Very Satisfied	25.40%	16
Satisfied	53.97%	34
Dissatisfied	3.17%	2
Strongly Dissatisfied	0.00%	0
Don't know	17.46%	11
Total		63

Q7 My child's individual needs are met.

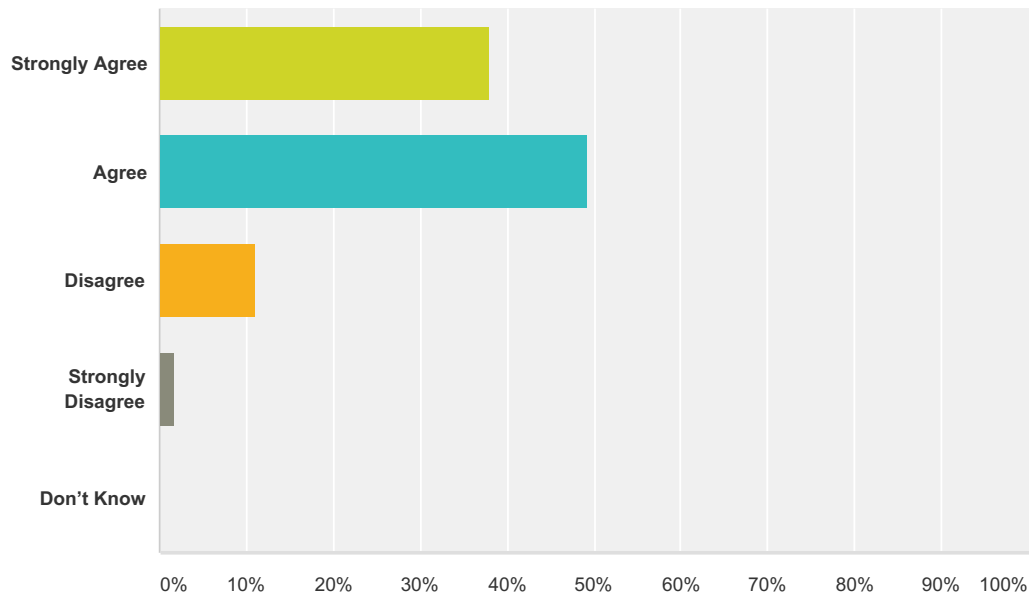
Answered: 62 Skipped: 1



Answer Choices	Responses	
Strongly Agree	24.19%	15
Agree	56.45%	35
Disagree	11.29%	7
Strongly Disagree	4.84%	3
Don't Know	3.23%	2
Total		62

Q8 The school keeps me informed about my child's progress and achievement.

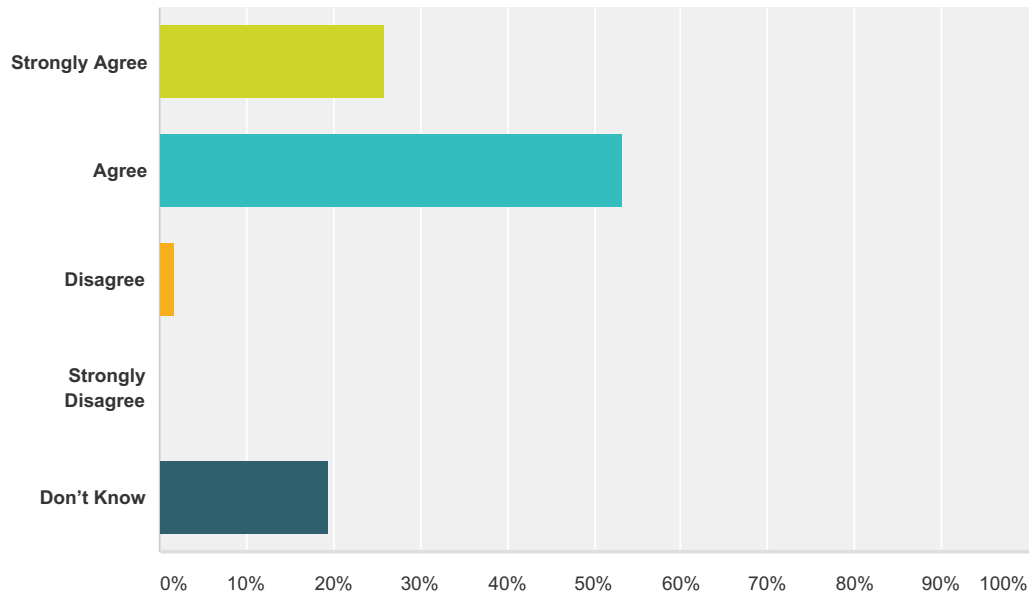
Answered: 63 Skipped: 0



Answer Choices	Responses	
Strongly Agree	38.10%	24
Agree	49.21%	31
Disagree	11.11%	7
Strongly Disagree	1.59%	1
Don't Know	0.00%	0
Total		63

Q9 The rights and responsibilities of citizenship are reinforced in my child's school.

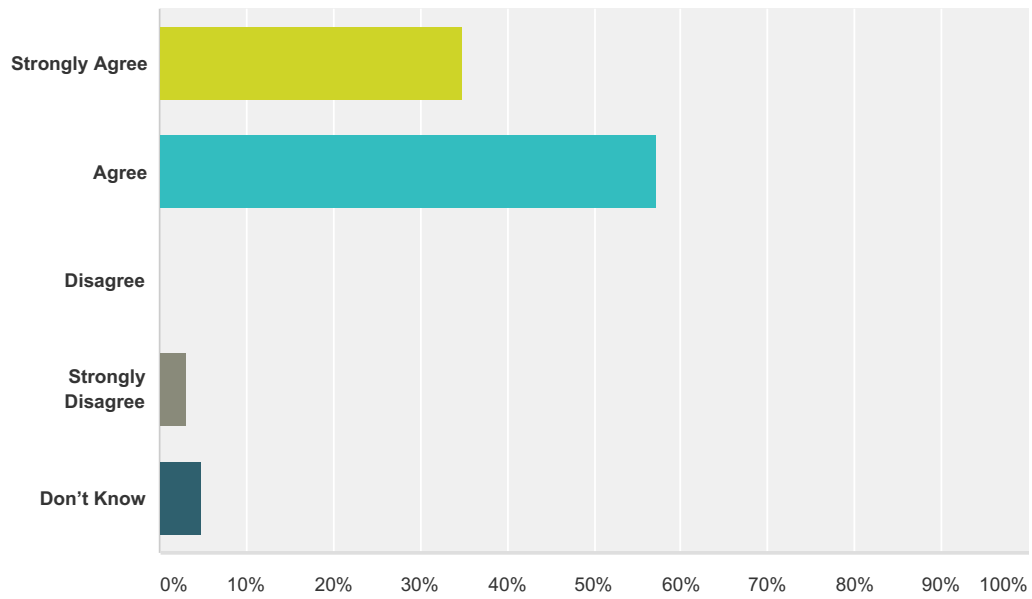
Answered: 62 Skipped: 1



Answer Choices	Responses	
Strongly Agree	25.81%	16
Agree	53.23%	33
Disagree	1.61%	1
Strongly Disagree	0.00%	0
Don't Know	19.35%	12
Total		62

Q10 The school staff care about my child.

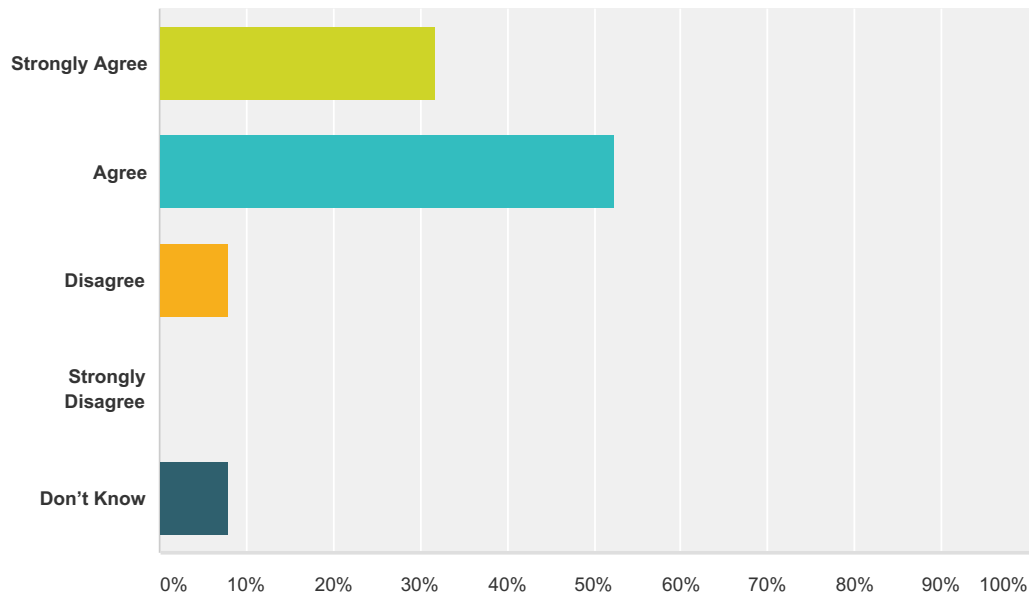
Answered: 63 Skipped: 0



Answer Choices	Responses	
Strongly Agree	34.92%	22
Agree	57.14%	36
Disagree	0.00%	0
Strongly Disagree	3.17%	2
Don't Know	4.76%	3
Total		63

Q11 My child is encouraged at school to do his or her best.

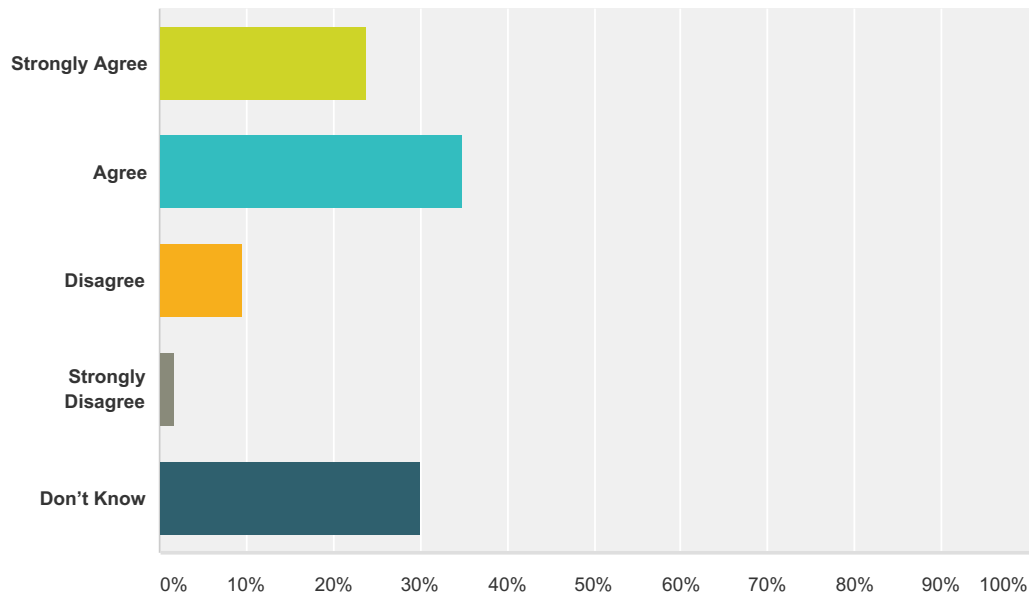
Answered: 63 Skipped: 0



Answer Choices	Responses	
Strongly Agree	31.75%	20
Agree	52.38%	33
Disagree	7.94%	5
Strongly Disagree	0.00%	0
Don't Know	7.94%	5
Total		63

Q12 Discipline is handled in a fair and reasonable manner in my child's school.

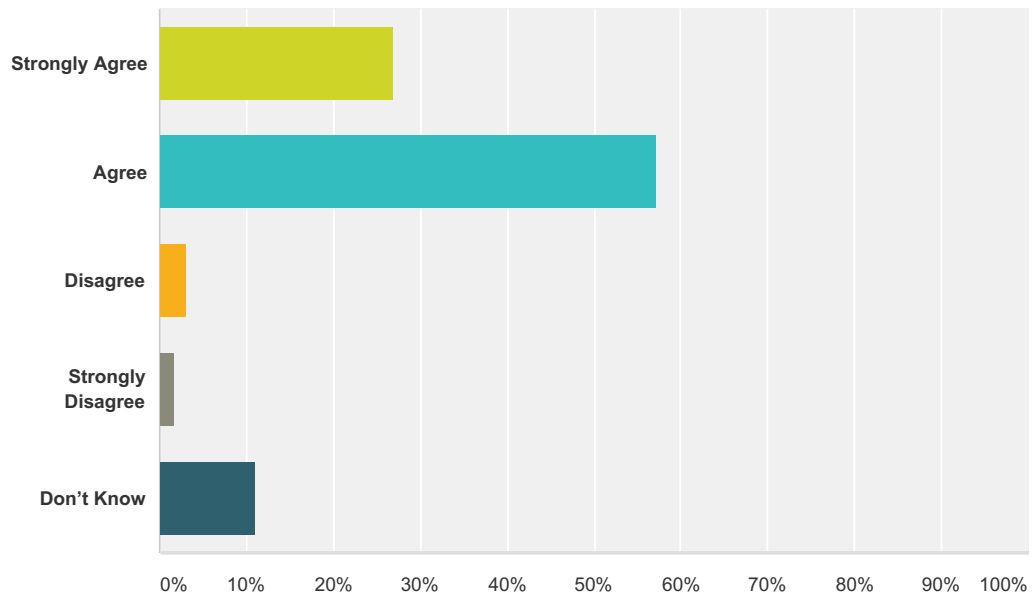
Answered: 63 Skipped: 0



Answer Choices	Responses	
Strongly Agree	23.81%	15
Agree	34.92%	22
Disagree	9.52%	6
Strongly Disagree	1.59%	1
Don't Know	30.16%	19
Total		63

Q13 My child's school is safe.

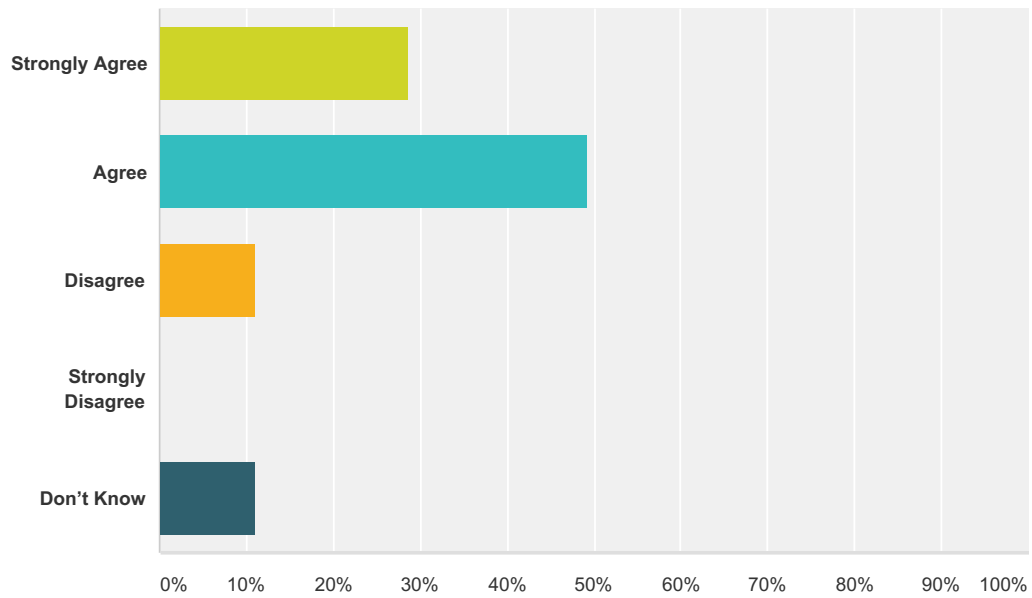
Answered: 63 Skipped: 0



Answer Choices	Responses	
Strongly Agree	26.98%	17
Agree	57.14%	36
Disagree	3.17%	2
Strongly Disagree	1.59%	1
Don't Know	11.11%	7
Total		63

Q14 There is open and honest communication within my child's school.

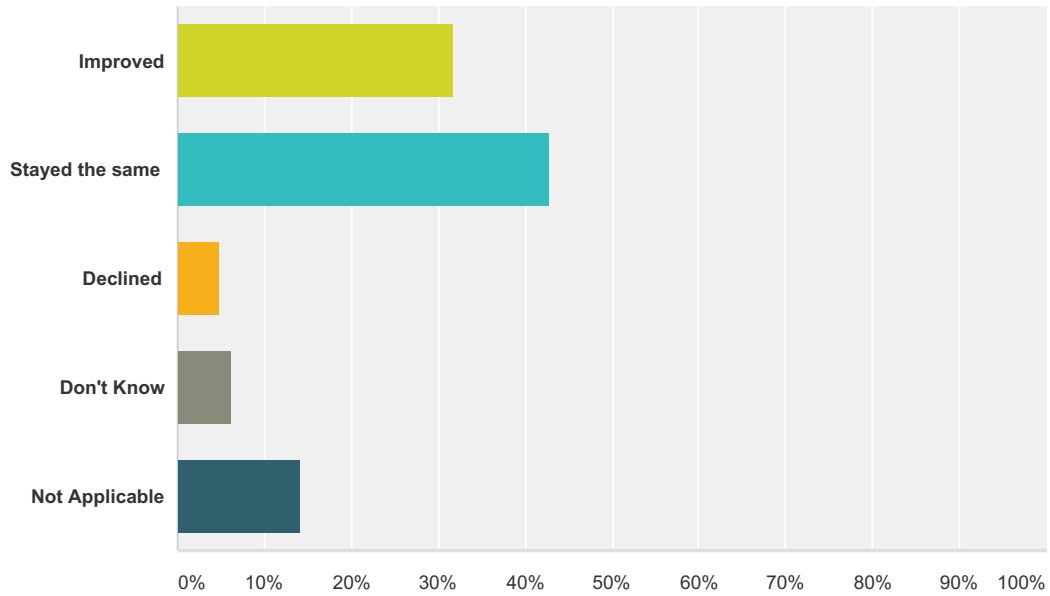
Answered: 63 Skipped: 0



Answer Choices	Responses	
Strongly Agree	28.57%	18
Agree	49.21%	31
Disagree	11.11%	7
Strongly Disagree	0.00%	0
Don't Know	11.11%	7
Total		63

Q15 In your opinion, has the quality of education that your child experienced at school improved, stayed the same, or declined in the past three years?

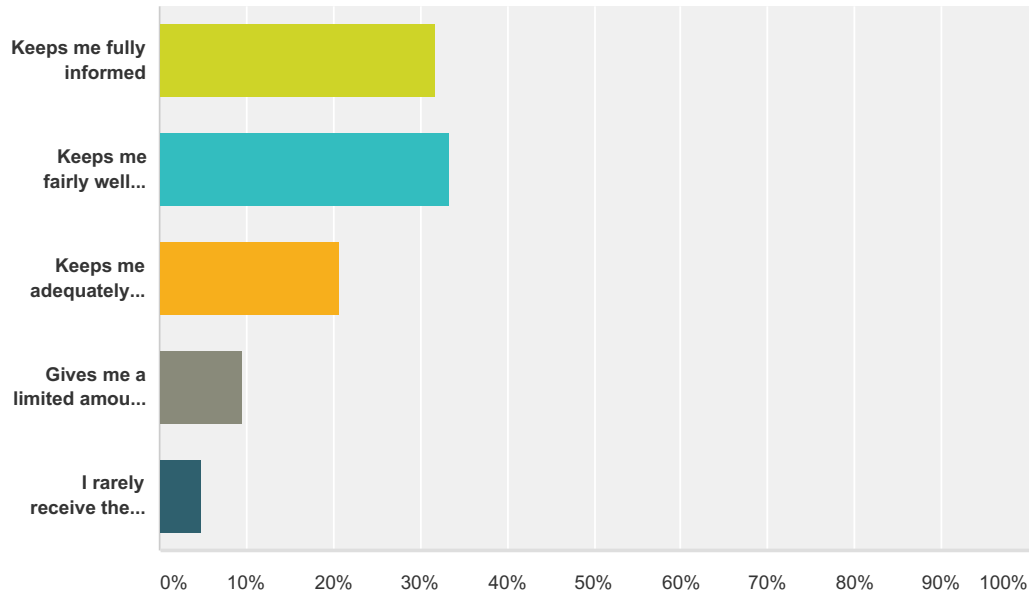
Answered: 63 Skipped: 0



Answer Choices	Responses	Count
Improved	31.75%	20
Stayed the same	42.86%	27
Declined	4.76%	3
Don't Know	6.35%	4
Not Applicable	14.29%	9
Total		63

Q16 Elk Island Public Schools appreciates the opportunity to stay connected with parents about news, activities, programs and other matters of importance. What is your impression of the communications you receive from your school?

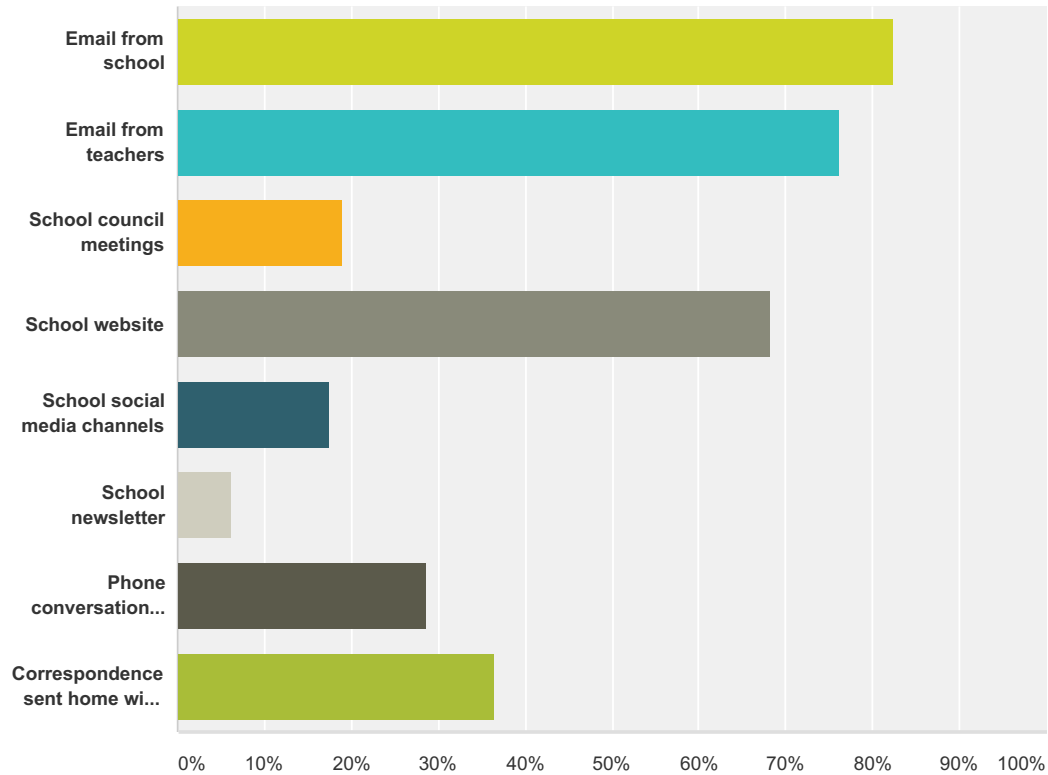
Answered: 63 Skipped: 0



Answer Choices	Responses
Keeps me fully informed	31.75% 20
Keeps me fairly well informed	33.33% 21
Keeps me adequately informed	20.63% 13
Gives me a limited amount of information	9.52% 6
I rarely receive the information I need	4.76% 3
Total	63

Q17 Do you regularly make use of the following to keep up to date on school activities, programs, etc.? Check all that apply.

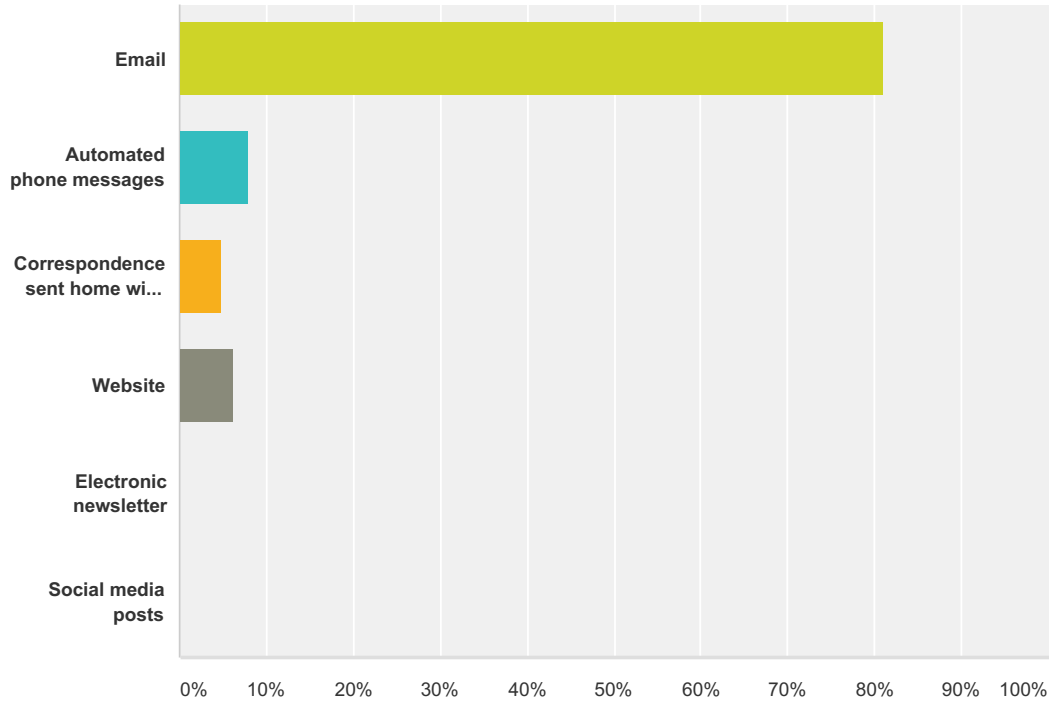
Answered: 63 Skipped: 0



Answer Choices	Responses
Email from school	82.54% 52
Email from teachers	76.19% 48
School council meetings	19.05% 12
School website	68.25% 43
School social media channels	17.46% 11
School newsletter	6.35% 4
Phone conversations with school and/or teachers	28.57% 18
Correspondence sent home with your child	36.51% 23
Total Respondents: 63	

Q18 What is your most preferred method of communications from the school and Division?

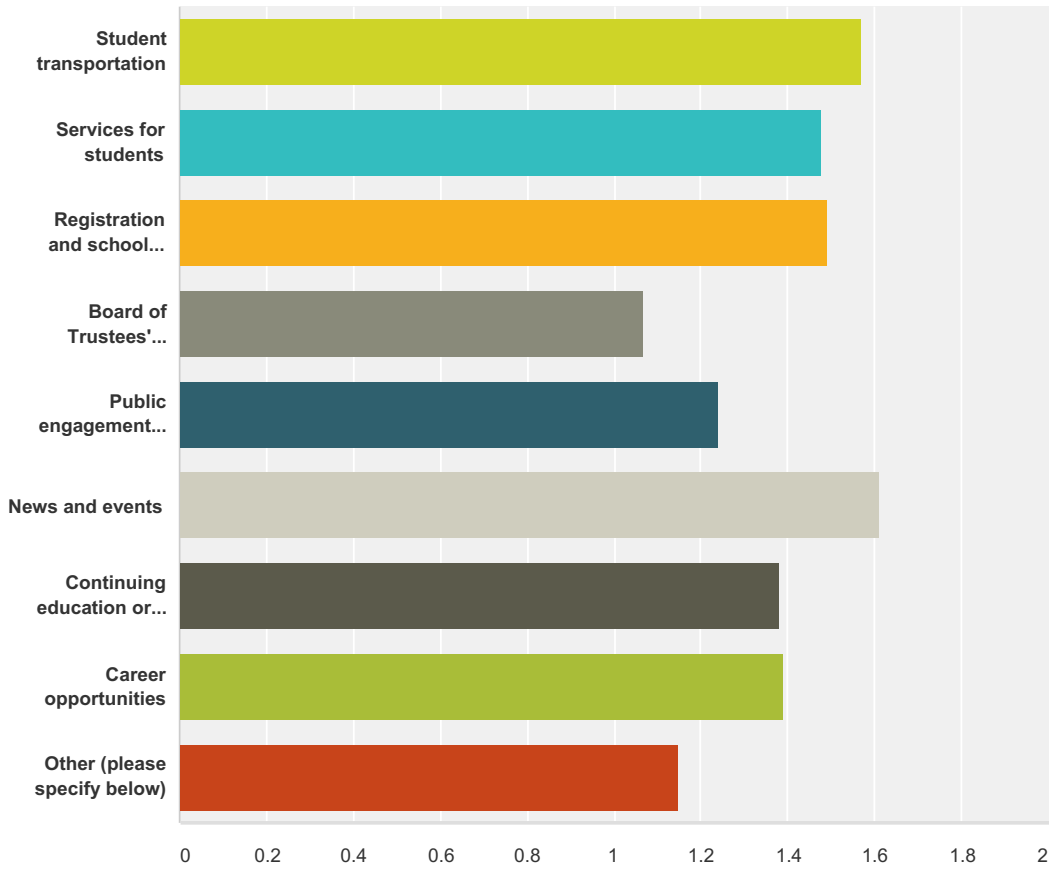
Answered: 63 Skipped: 0



Answer Choices	Responses	
Email	80.95%	51
Automated phone messages	7.94%	5
Correspondence sent home with your child	4.76%	3
Website	6.35%	4
Electronic newsletter	0.00%	0
Social media posts	0.00%	0
Total		63

Q19 Do you visit the Division website (www.eips.ca) for information on:

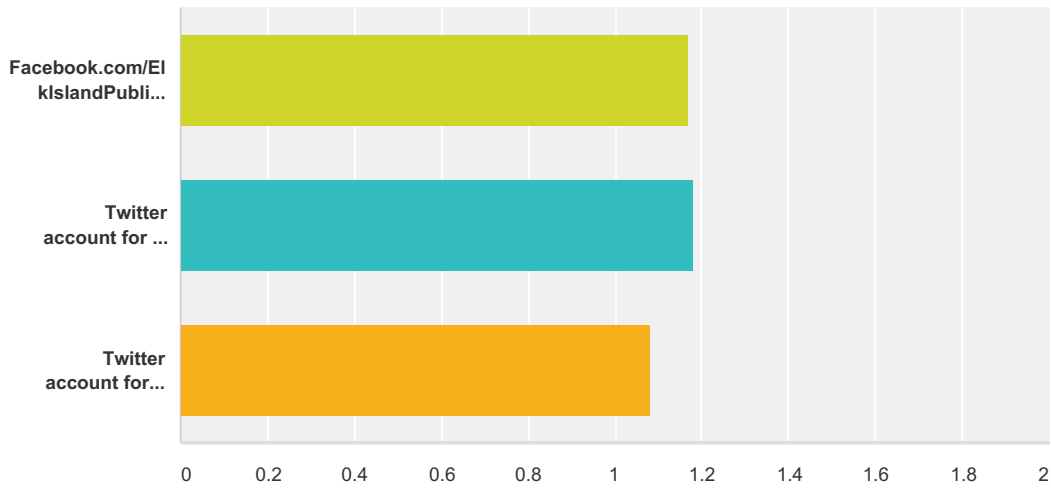
Answered: 63 Skipped: 0



	Yes	No	Total	Weighted Average
Student transportation	57.14% 36	42.86% 27	63	1.57
Services for students	48.33% 29	51.67% 31	60	1.48
Registration and school boundaries	49.18% 30	50.82% 31	61	1.49
Board of Trustees' meetings	6.78% 4	93.22% 55	59	1.07
Public engagement initiatives	24.14% 14	75.86% 44	58	1.24
News and events	60.66% 37	39.34% 24	61	1.61
Continuing education or summer courses	37.70% 23	62.30% 38	61	1.38
Career opportunities	39.34% 24	60.66% 37	61	1.39
Other (please specify below)	15.22% 7	84.78% 39	46	1.15

Q20 Elk Island Public Schools shares news and information on its social media channels. Do you follow:

Answered: 63 Skipped: 0



	Yes	No	Total	Weighted Average
Facebook.com/ElkIslandPublicSchools	17.46% 11	82.54% 52	63	1.17
Twitter account for the Division (@eips)	17.74% 11	82.26% 51	62	1.18
Twitter account for EIPS Student Transportation (@eipsST)	8.06% 5	91.94% 57	62	1.08