



Q1 Please indicate the school your child attends.

Answered: 49 Skipped: 0



EIPS Parent Survey November 2015



Answer Choices	Responses
----------------	-----------

EIPS Parent Survey November 2015

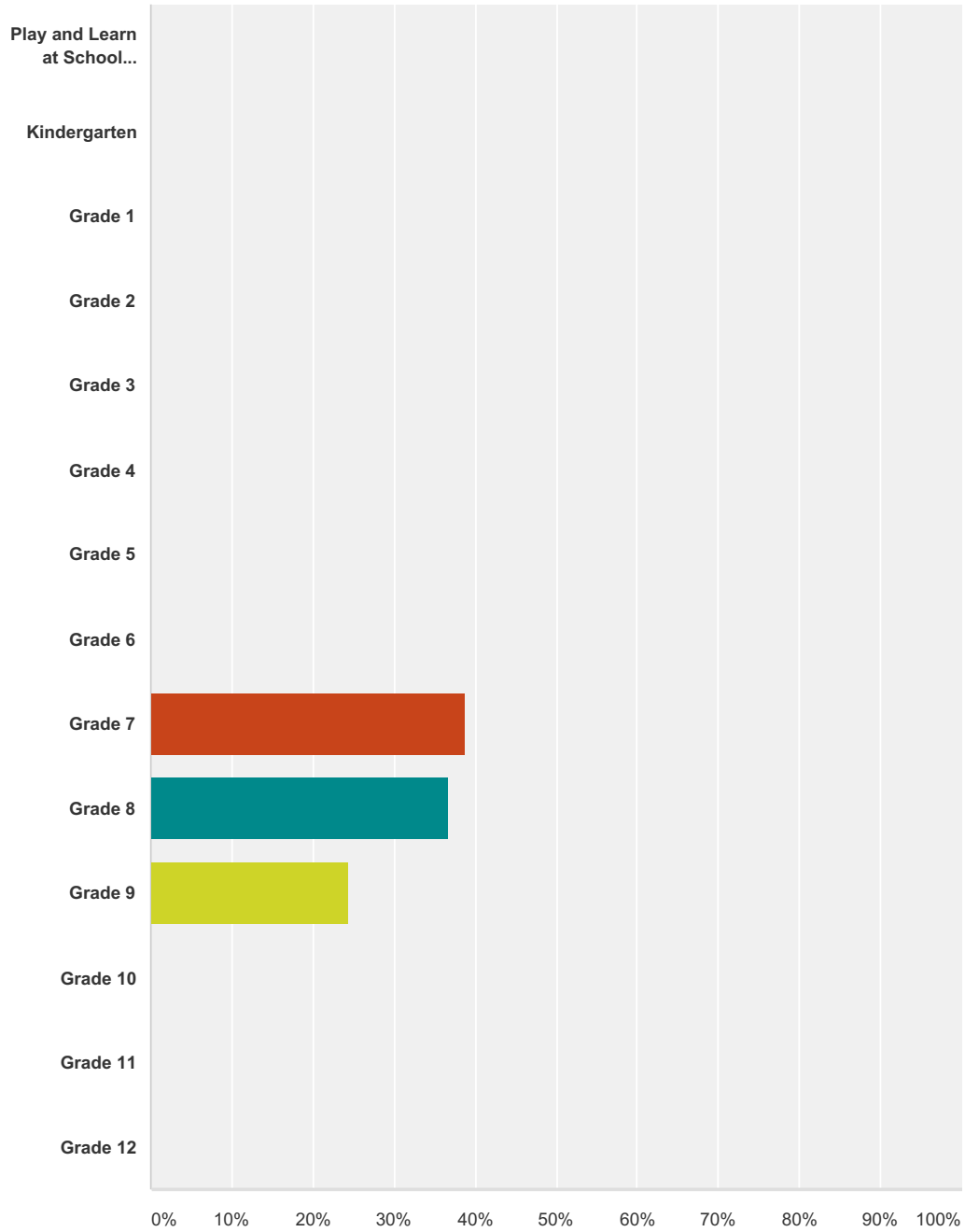
Rudolph Hennig	100.00%	49
A.L. Horton	0.00%	0
Andrew	0.00%	0
Ardrossan Elementary	0.00%	0
Ardrossan Junior Senior	0.00%	0
Bev Facey	0.00%	0
Brentwood	0.00%	0
Bruderheim	0.00%	0
Clover Bar	0.00%	0
Ecole Campbelltown	0.00%	0
Ecole Parc	0.00%	0
F.R. Haythorne	0.00%	0
Ft. Sask. Christian	0.00%	0
Ft. Sask. Elementary	0.00%	0
Ft. Sask. Sr. High	0.00%	0
Fultonvale	0.00%	0
Glen Allan	0.00%	0
James Mowat	0.00%	0
Lakeland Ridge	0.00%	0
Lamont Elementary	0.00%	0
Lamont High	0.00%	0
Mills Haven	0.00%	0
Ministik	0.00%	0
Mundare	0.00%	0
NextStep/Outreach	0.00%	0
Pine Street	0.00%	0
Salisbury	0.00%	0
Sherwood Heights	0.00%	0
SCA Elementary	0.00%	0
SCA Secondary	0.00%	0
Uncas	0.00%	0
Vegreville Composite	0.00%	0
Wes Hosford	0.00%	0
Westboro	0.00%	0

EIPS Parent Survey November 2015

Win Ferguson	0.00%	0
Woodbridge Farms	0.00%	0
Wye	0.00%	0
Total		49

Q2 Please indicate your child's grade.

Answered: 49 Skipped: 0



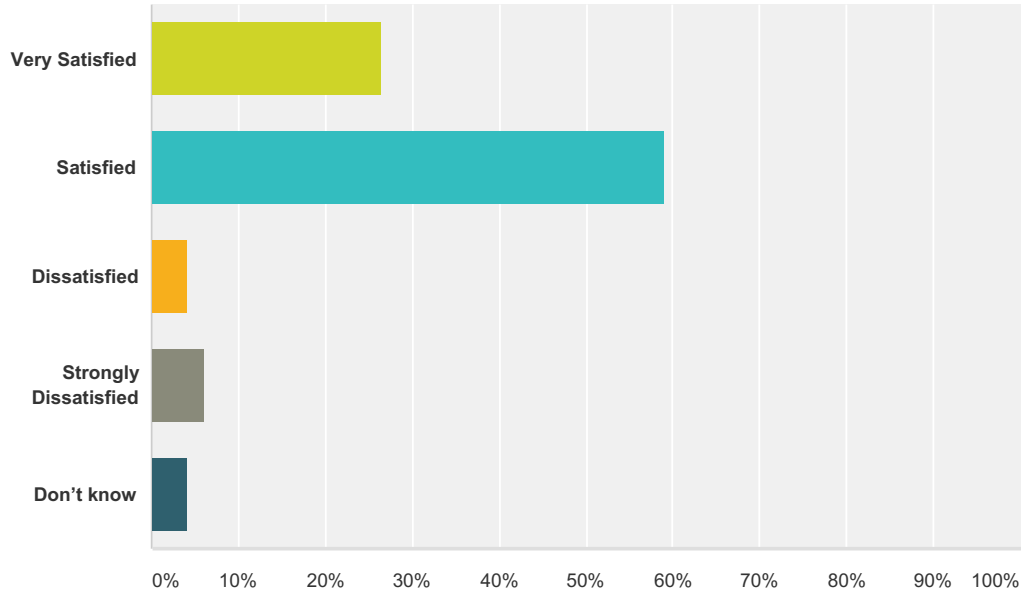
Answer Choices	Responses
Play and Learn at School (PALS)	0.00% 0
Kindergarten	0.00% 0
Grade 1	0.00% 0
Grade 2	0.00% 0
Grade 3	0.00% 0

EIPS Parent Survey November 2015

Grade 4	0.00%	0
Grade 5	0.00%	0
Grade 6	0.00%	0
Grade 7	38.78%	19
Grade 8	36.73%	18
Grade 9	24.49%	12
Grade 10	0.00%	0
Grade 11	0.00%	0
Grade 12	0.00%	0
Total		49

Q3 How satisfied are you with the quality of education that your child is receiving at his/her school?

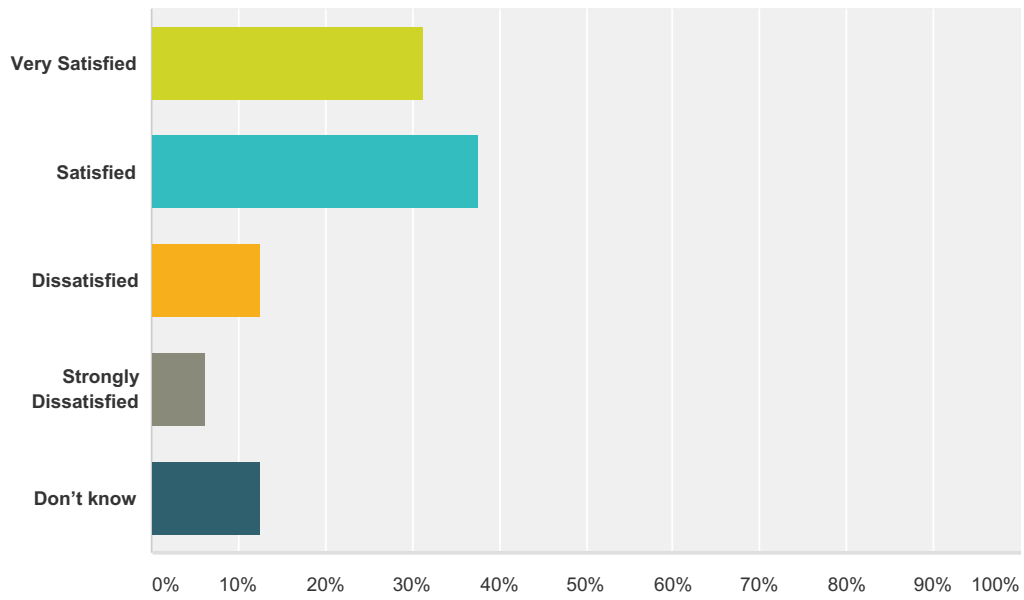
Answered: 49 Skipped: 0



Answer Choices	Responses	
Very Satisfied	26.53%	13
Satisfied	59.18%	29
Dissatisfied	4.08%	2
Strongly Dissatisfied	6.12%	3
Don't know	4.08%	2
Total		49

Q4 How satisfied are you with the quality of teaching at your child's school?

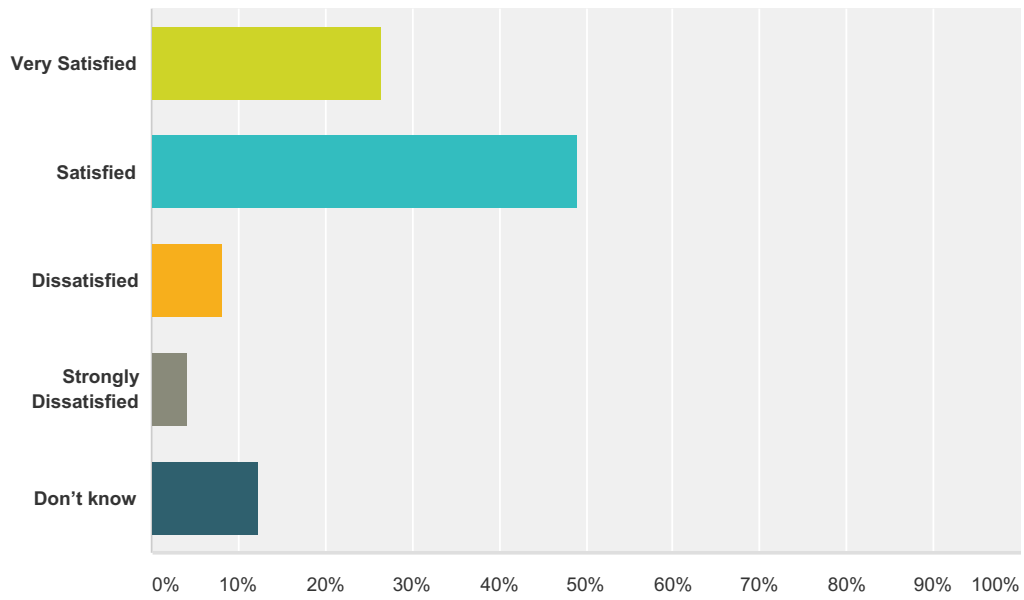
Answered: 48 Skipped: 1



Answer Choices	Responses	
Very Satisfied	31.25%	15
Satisfied	37.50%	18
Dissatisfied	12.50%	6
Strongly Dissatisfied	6.25%	3
Don't know	12.50%	6
Total		48

Q5 How satisfied are you with the leadership in your child's school?

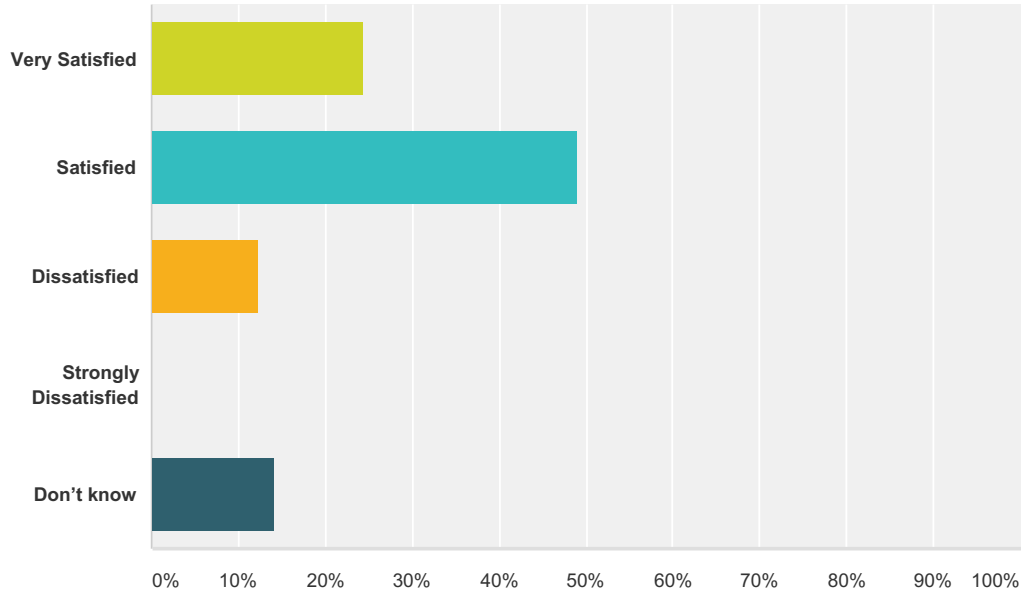
Answered: 49 Skipped: 0



Answer Choices	Responses	Count
Very Satisfied	26.53%	13
Satisfied	48.98%	24
Dissatisfied	8.16%	4
Strongly Dissatisfied	4.08%	2
Don't know	12.24%	6
Total		49

Q6 How satisfied are you with the opportunity to be involved in decisions at your child's school?

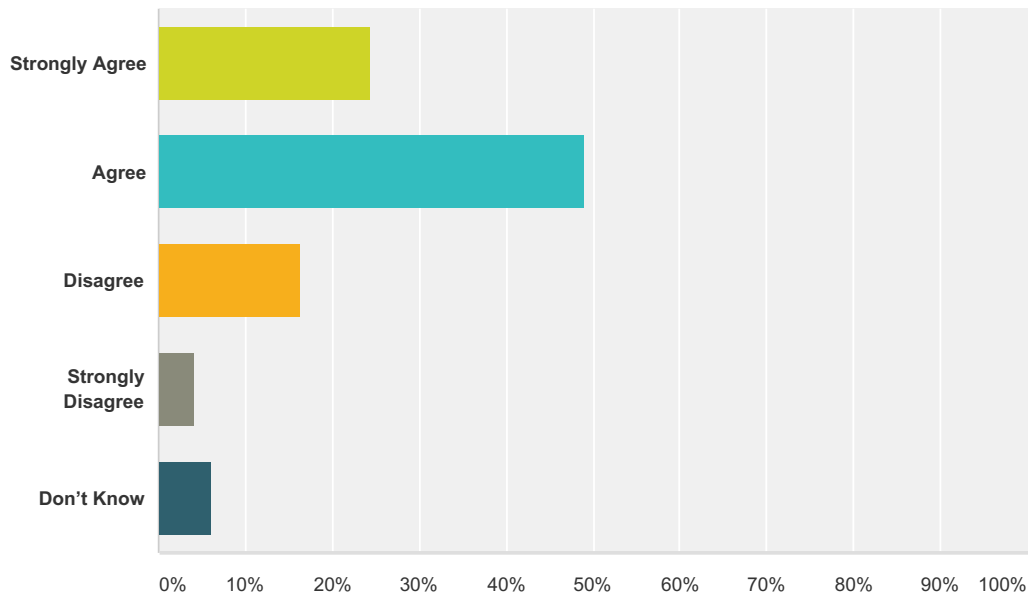
Answered: 49 Skipped: 0



Answer Choices	Responses	
Very Satisfied	24.49%	12
Satisfied	48.98%	24
Dissatisfied	12.24%	6
Strongly Dissatisfied	0.00%	0
Don't know	14.29%	7
Total		49

Q7 My child's individual needs are met.

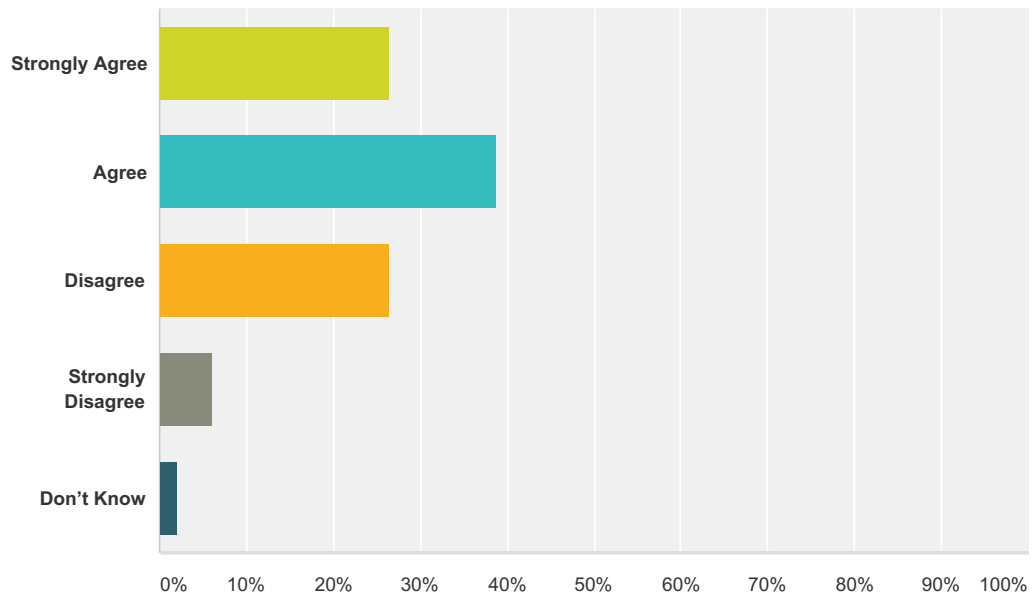
Answered: 49 Skipped: 0



Answer Choices	Responses	
Strongly Agree	24.49%	12
Agree	48.98%	24
Disagree	16.33%	8
Strongly Disagree	4.08%	2
Don't Know	6.12%	3
Total		49

Q8 The school keeps me informed about my child's progress and achievement.

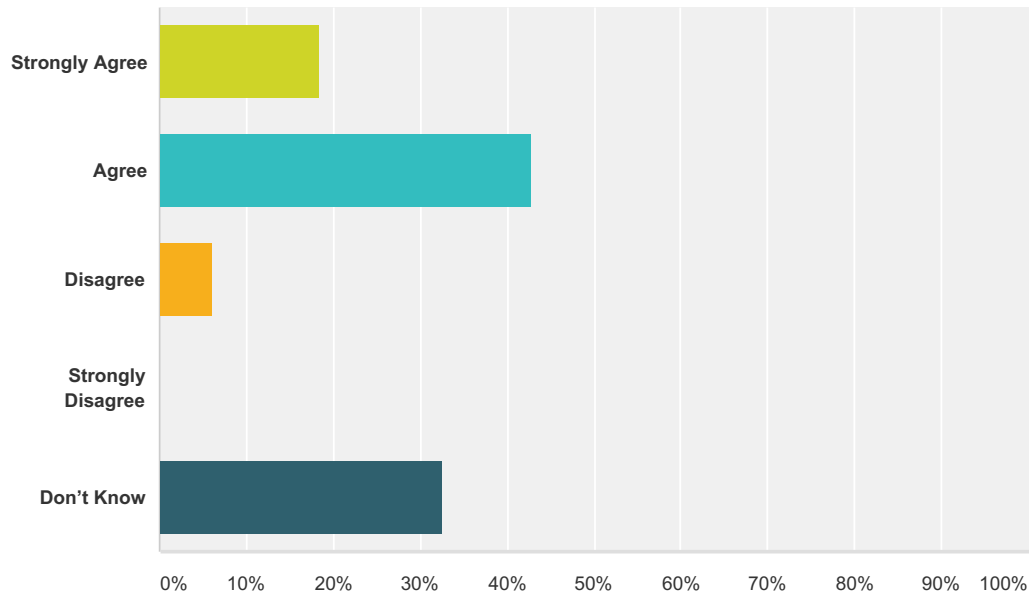
Answered: 49 Skipped: 0



Answer Choices	Responses	
Strongly Agree	26.53%	13
Agree	38.78%	19
Disagree	26.53%	13
Strongly Disagree	6.12%	3
Don't Know	2.04%	1
Total		49

Q9 The rights and responsibilities of citizenship are reinforced in my child's school.

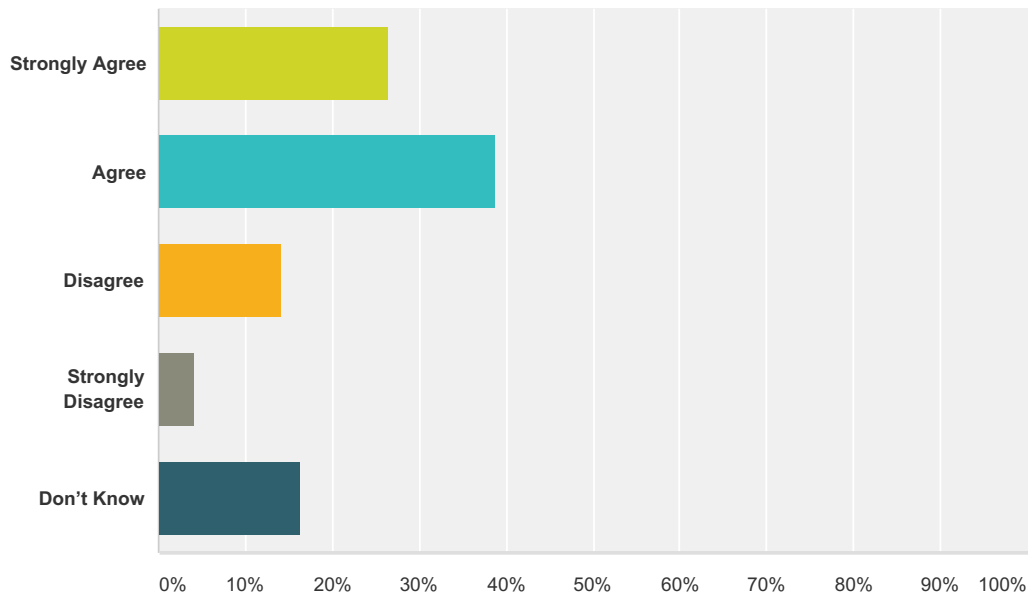
Answered: 49 Skipped: 0



Answer Choices	Responses	
Strongly Agree	18.37%	9
Agree	42.86%	21
Disagree	6.12%	3
Strongly Disagree	0.00%	0
Don't Know	32.65%	16
Total		49

Q10 The school staff care about my child.

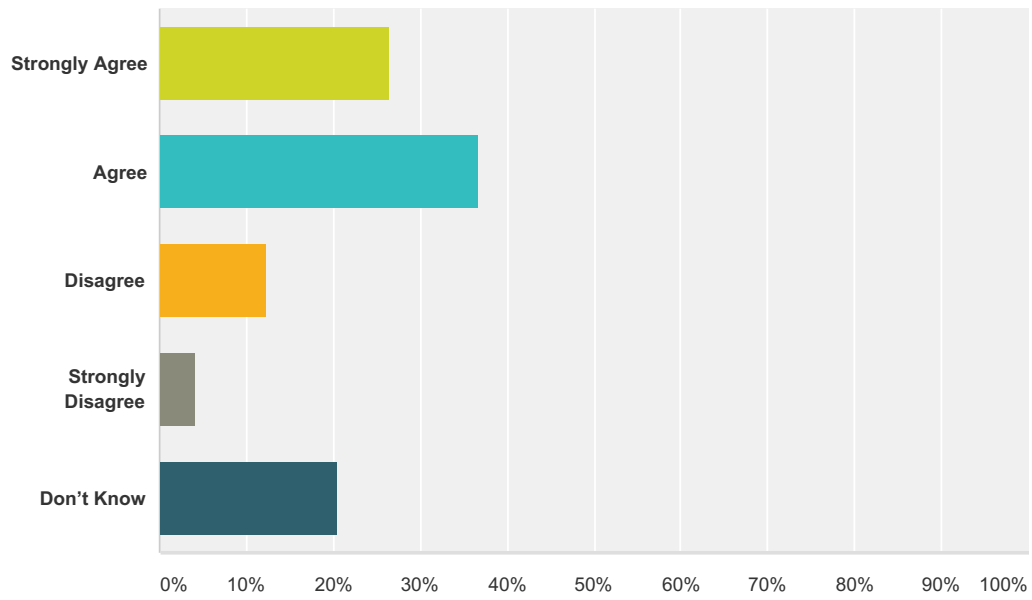
Answered: 49 Skipped: 0



Answer Choices	Responses
Strongly Agree	26.53% 13
Agree	38.78% 19
Disagree	14.29% 7
Strongly Disagree	4.08% 2
Don't Know	16.33% 8
Total	49

Q11 My child is encouraged at school to do his or her best.

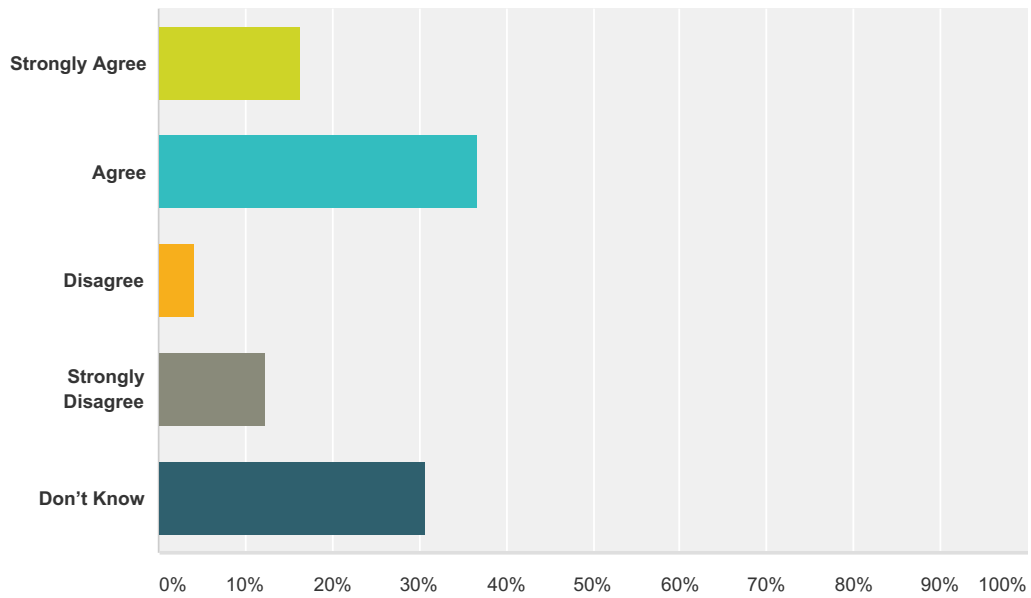
Answered: 49 Skipped: 0



Answer Choices	Responses	Count
Strongly Agree	26.53%	13
Agree	36.73%	18
Disagree	12.24%	6
Strongly Disagree	4.08%	2
Don't Know	20.41%	10
Total		49

Q12 Discipline is handled in a fair and reasonable manner in my child's school.

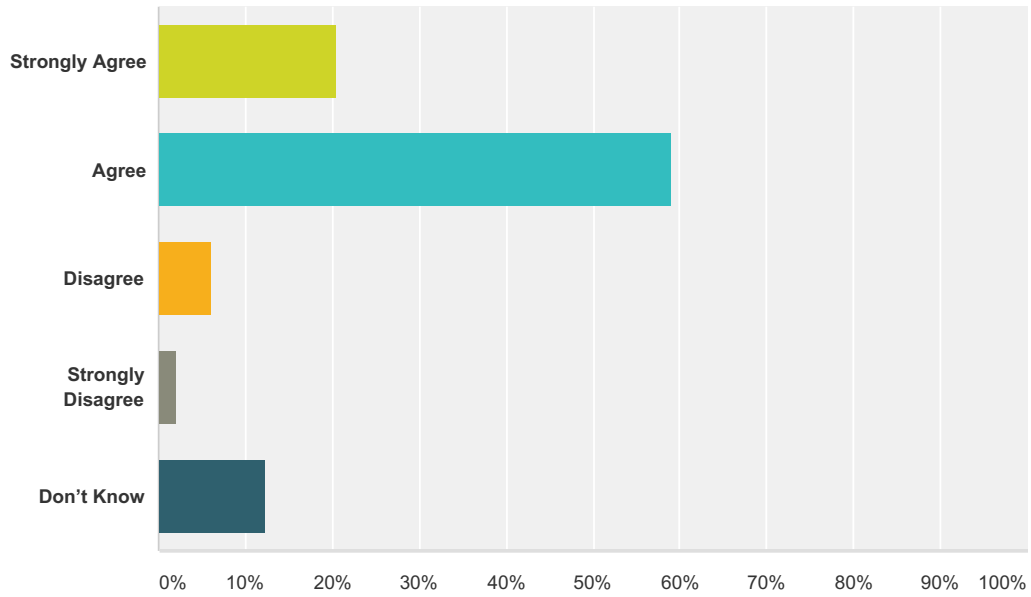
Answered: 49 Skipped: 0



Answer Choices	Responses	
Strongly Agree	16.33%	8
Agree	36.73%	18
Disagree	4.08%	2
Strongly Disagree	12.24%	6
Don't Know	30.61%	15
Total		49

Q13 My child's school is safe.

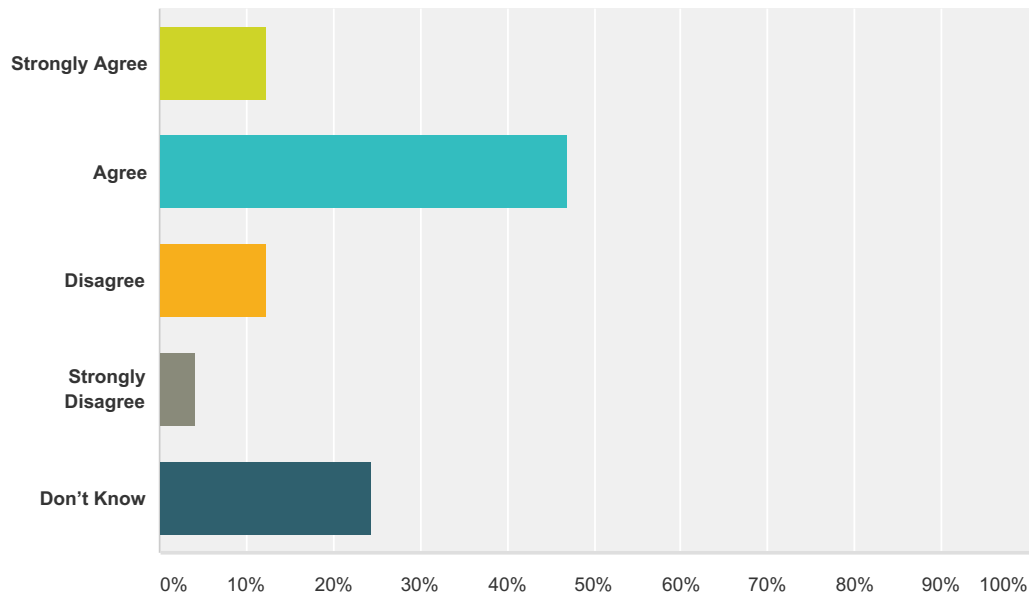
Answered: 49 Skipped: 0



Answer Choices	Responses	
Strongly Agree	20.41%	10
Agree	59.18%	29
Disagree	6.12%	3
Strongly Disagree	2.04%	1
Don't Know	12.24%	6
Total		49

Q14 There is open and honest communication within my child's school.

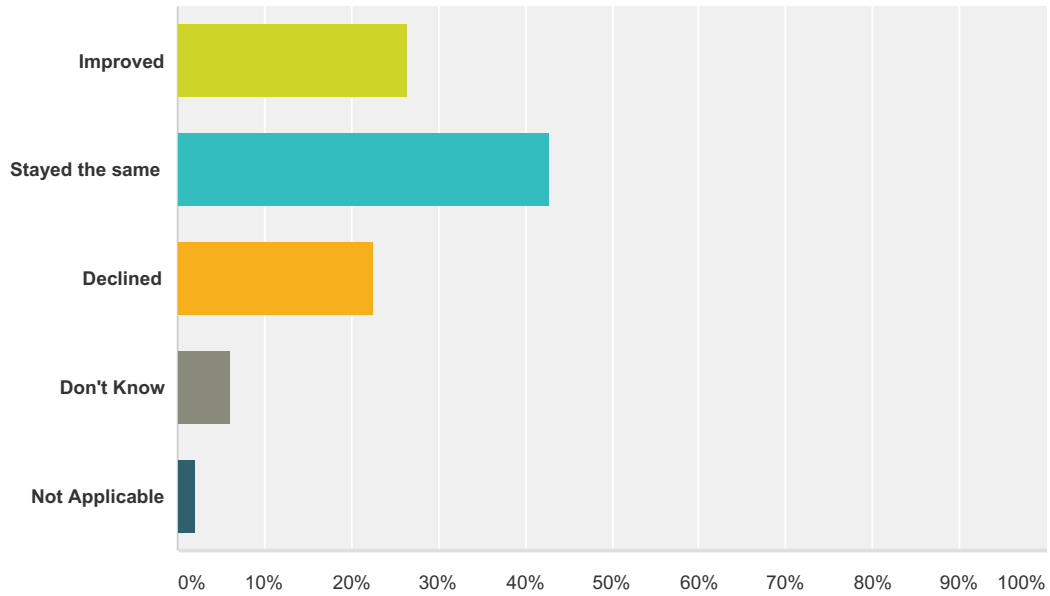
Answered: 49 Skipped: 0



Answer Choices	Responses	
Strongly Agree	12.24%	6
Agree	46.94%	23
Disagree	12.24%	6
Strongly Disagree	4.08%	2
Don't Know	24.49%	12
Total		49

Q15 In your opinion, has the quality of education that your child experienced at school improved, stayed the same, or declined in the past three years.

Answered: 49 Skipped: 0



Answer Choices	Responses
Improved	26.53% 13
Stayed the same	42.86% 21
Declined	22.45% 11
Don't Know	6.12% 3
Not Applicable	2.04% 1
Total	49