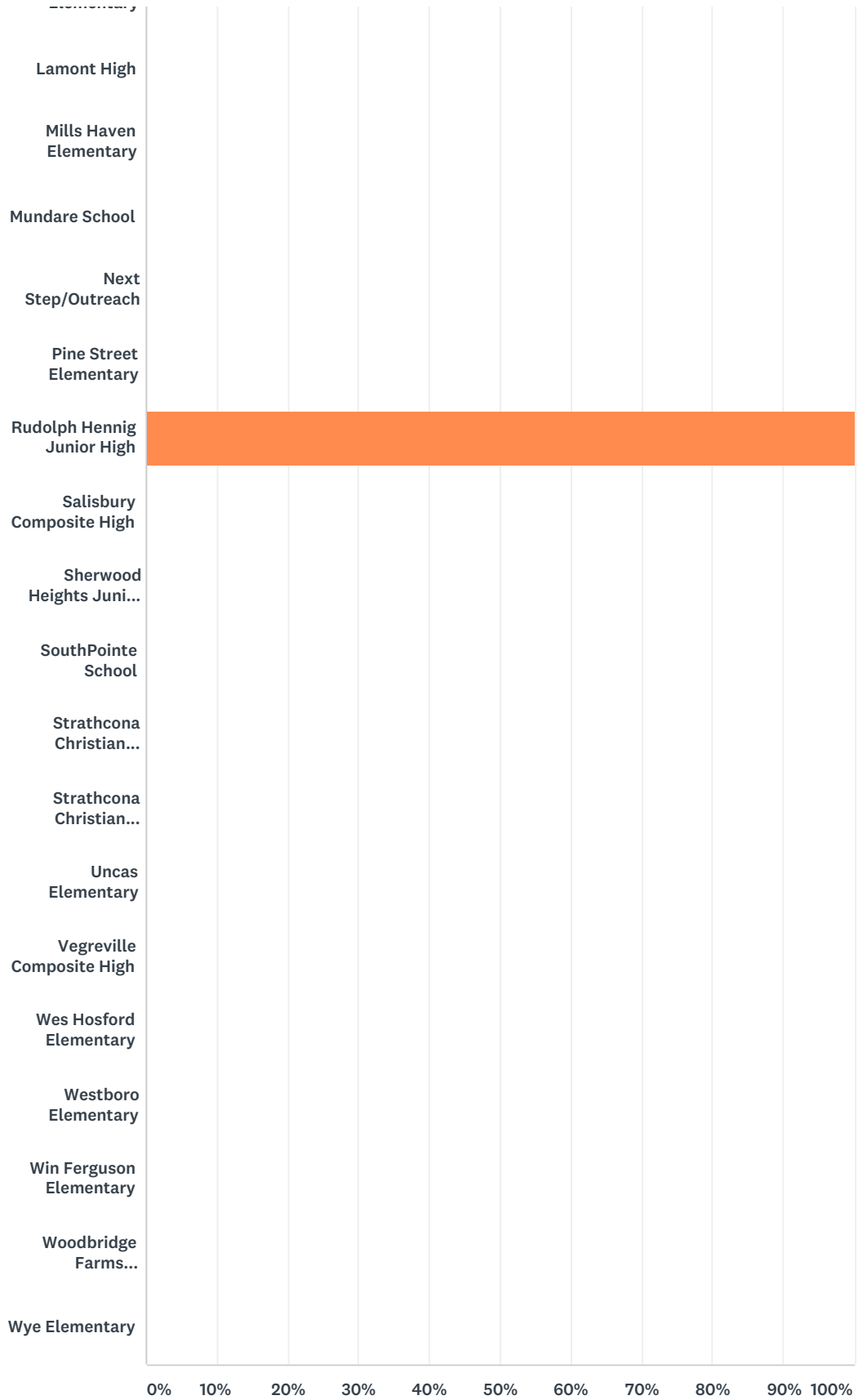


Q1 Please indicate the school your child attends.

Answered: 77 Skipped: 0

A.L. Horton Elementary									
Andrew School									
Ardrossan Elementary									
Ardrossan Junior Senio...									
Bev Facey Community High									
Brentwood Elementary									
Bruderheim School									
Clover Bar Junior High									
École Campbelltown									
École Parc Élémentaire									
F.R. Haythorne Junior High									
Fort Saskatchewan...									
Fort Saskatchewan...									
Fort Saskatchewan...									
Fultonvale Elementary...									
Glen Allan Elementary									
James Mowat Elementary									
Lakeland Ridge									
Lamont Elementary									

EIPS Parent Survey 2017-18



ANSWER CHOICES	RESPONSES
A.L. Horton Elementary	0.00% 0

EIPS Parent Survey 2017-18

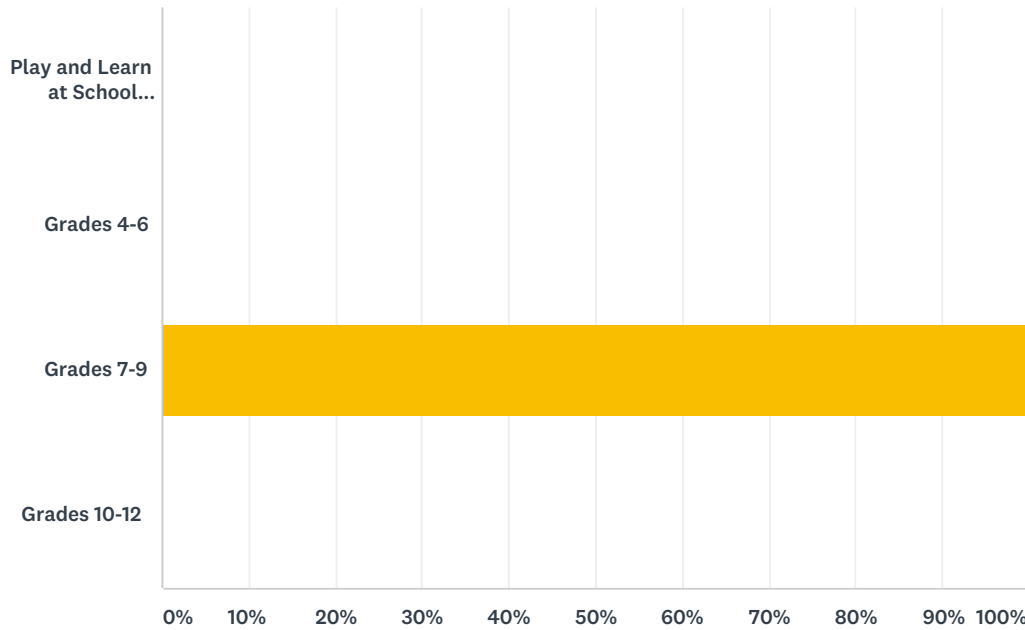
Andrew School	0.00%	0
Ardrossan Elementary	0.00%	0
Ardrossan Junior Senior High	0.00%	0
Bev Facey Community High	0.00%	0
Brentwood Elementary	0.00%	0
Bruderheim School	0.00%	0
Clover Bar Junior High	0.00%	0
École Campbelltown	0.00%	0
École Parc Élémentaire	0.00%	0
F.R. Haythorne Junior High	0.00%	0
Fort Saskatchewan Christian	0.00%	0
Fort Saskatchewan Elementary	0.00%	0
Fort Saskatchewan Senior High	0.00%	0
Fultonvale Elementary Junior High	0.00%	0
Glen Allan Elementary	0.00%	0
James Mowat Elementary	0.00%	0
Lakeland Ridge	0.00%	0
Lamont Elementary	0.00%	0
Lamont High	0.00%	0
Mills Haven Elementary	0.00%	0
Mundare School	0.00%	0
Next Step/Outreach	0.00%	0
Pine Street Elementary	0.00%	0
Rudolph Hennig Junior High	100.00%	77
Salisbury Composite High	0.00%	0
Sherwood Heights Junior High	0.00%	0
SouthPointe School	0.00%	0
Strathcona Christian Academy Elementary	0.00%	0
Strathcona Christian Academy Secondary	0.00%	0
Uncas Elementary	0.00%	0
Vegreville Composite High	0.00%	0
Wes Hosford Elementary	0.00%	0
Westboro Elementary	0.00%	0
Win Ferguson Elementary	0.00%	0

EIPS Parent Survey 2017-18

Woodbridge Farms Elementary	0.00%	0
Wye Elementary	0.00%	0
TOTAL		77

Q2 Please indicate your child's grade.

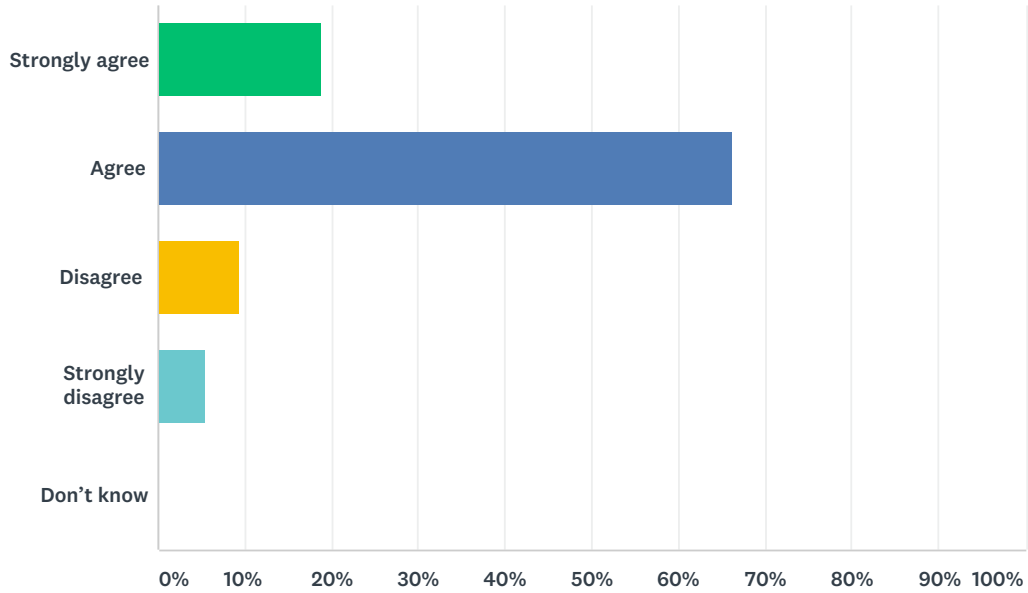
Answered: 77 Skipped: 0



ANSWER CHOICES	RESPONSES
Play and Learn at School (PALS)KindergartenGrades 1-3	0.00% 0
Grades 4-6	0.00% 0
Grades 7-9	100.00% 77
Grades 10-12	0.00% 0
TOTAL	77

Q3 My child's individual needs are met.

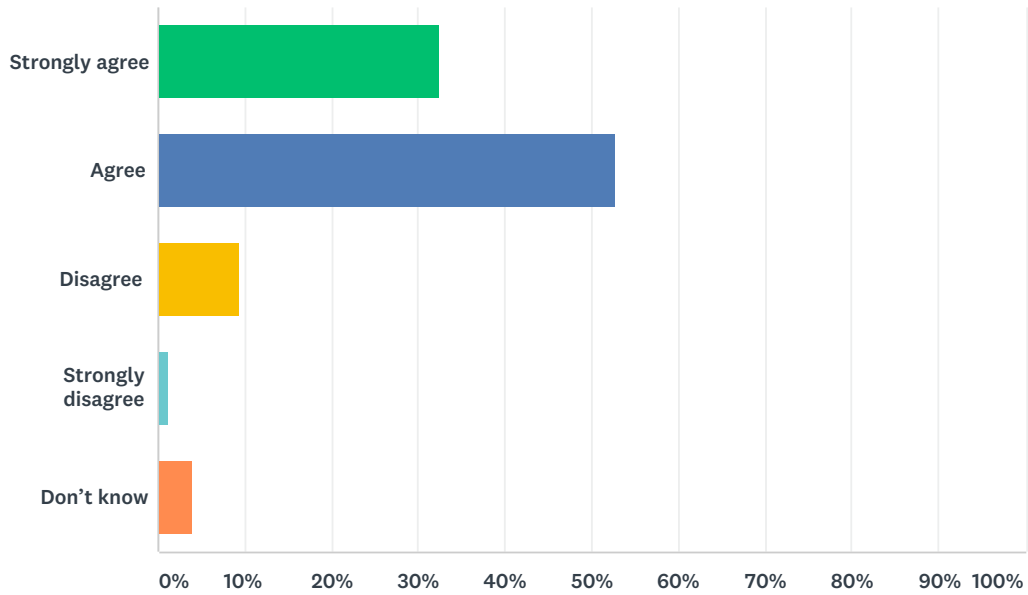
Answered: 74 Skipped: 3



ANSWER CHOICES	RESPONSES	
Strongly agree	18.92%	14
Agree	66.22%	49
Disagree	9.46%	7
Strongly disagree	5.41%	4
Don't know	0.00%	0
TOTAL		74

Q4 My child is encouraged at school to do his or her best.

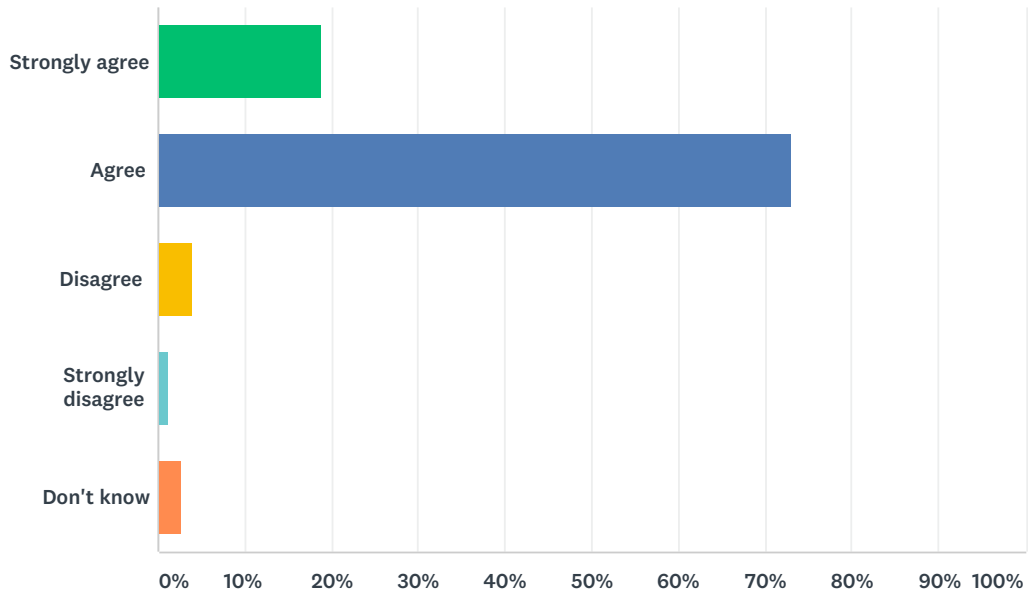
Answered: 74 Skipped: 3



ANSWER CHOICES	RESPONSES	
Strongly agree	32.43%	24
Agree	52.70%	39
Disagree	9.46%	7
Strongly disagree	1.35%	1
Don't know	4.05%	3
TOTAL		74

Q5 My child is demonstrating growth in literacy.

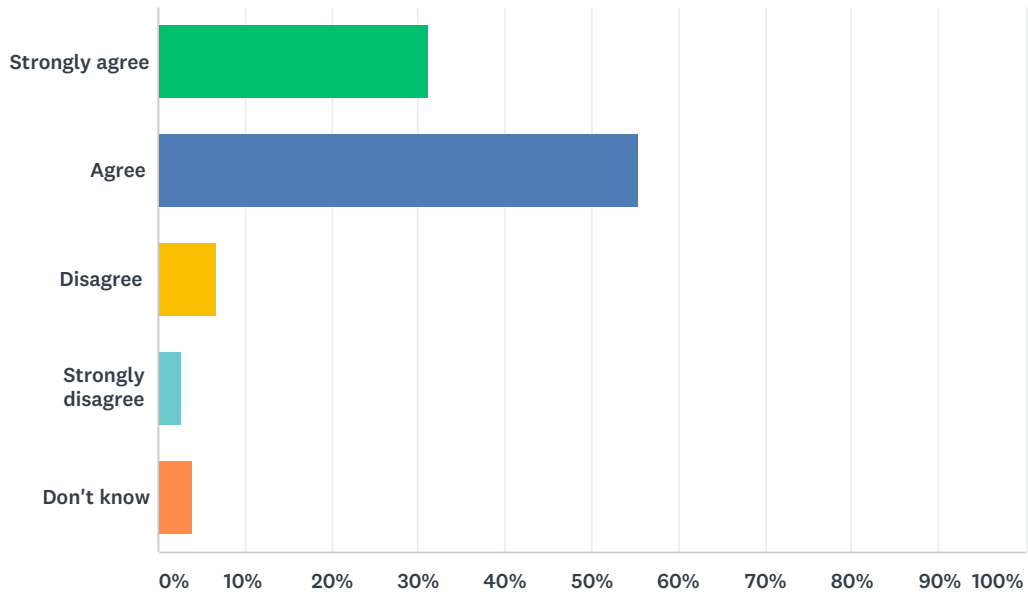
Answered: 74 Skipped: 3



ANSWER CHOICES	RESPONSES	
Strongly agree	18.92%	14
Agree	72.97%	54
Disagree	4.05%	3
Strongly disagree	1.35%	1
Don't know	2.70%	2
TOTAL		74

Q6 My child is demonstrating growth in numeracy.

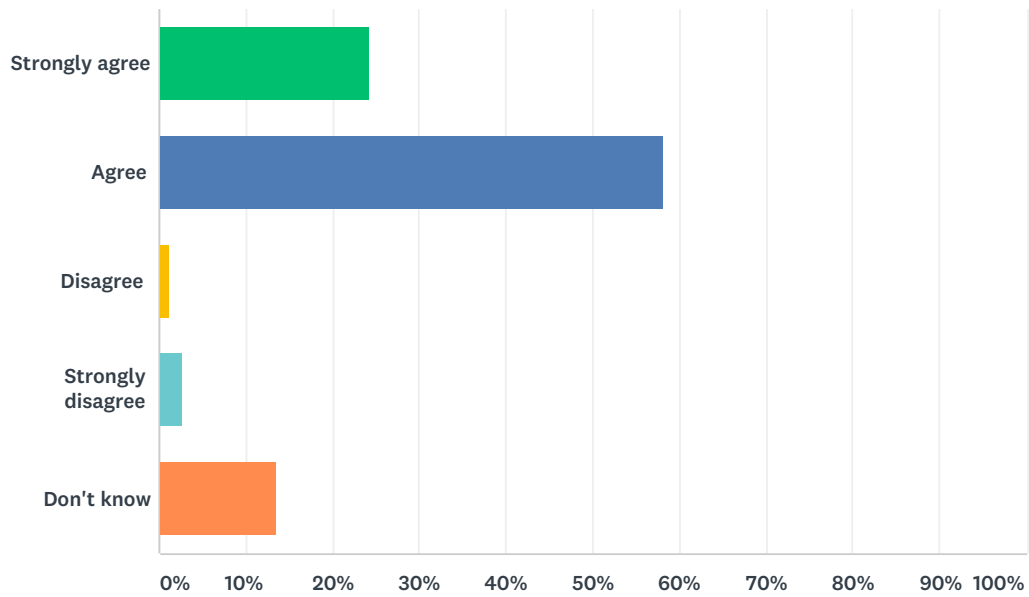
Answered: 74 Skipped: 3



ANSWER CHOICES	RESPONSES	
Strongly agree	31.08%	23
Agree	55.41%	41
Disagree	6.76%	5
Strongly disagree	2.70%	2
Don't know	4.05%	3
TOTAL		74

Q7 My child has an understanding of First Nations, Métis and Inuit culture and history.

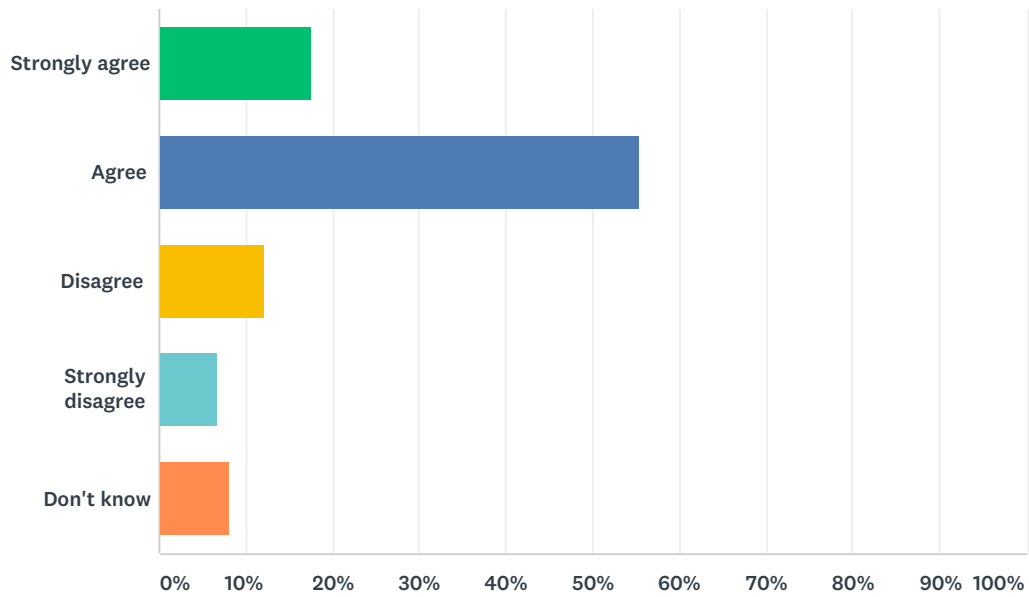
Answered: 74 Skipped: 3



ANSWER CHOICES	RESPONSES	
Strongly agree	24.32%	18
Agree	58.11%	43
Disagree	1.35%	1
Strongly disagree	2.70%	2
Don't know	13.51%	10
TOTAL		74

Q8 My child is being taught knowledge, skills and attitudes necessary to be successful in life.

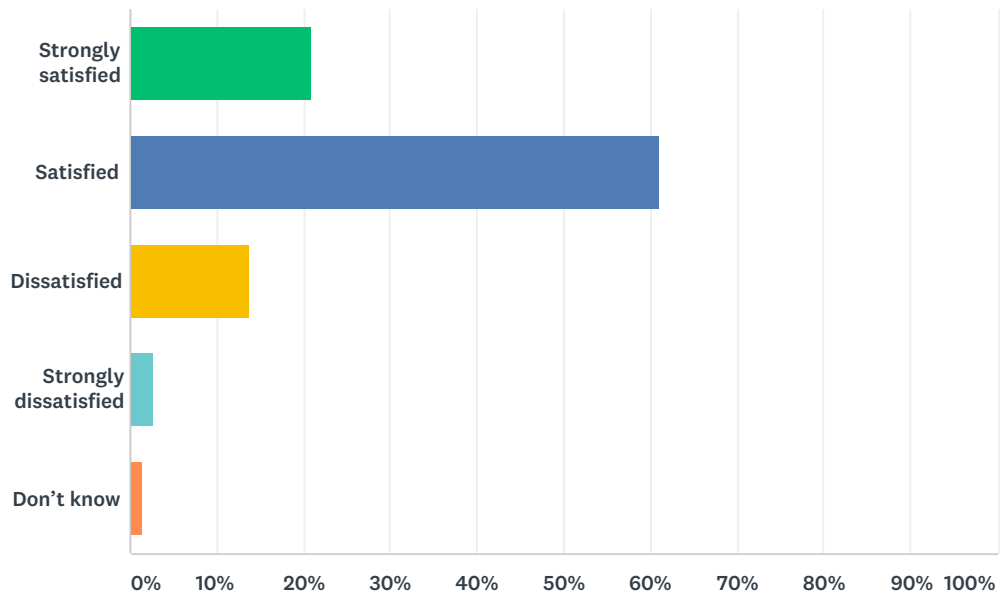
Answered: 74 Skipped: 3



ANSWER CHOICES	RESPONSES	
Strongly agree	17.57%	13
Agree	55.41%	41
Disagree	12.16%	9
Strongly disagree	6.76%	5
Don't know	8.11%	6
TOTAL		74

Q9 How satisfied are you with the quality of education your child is receiving at his or her school?

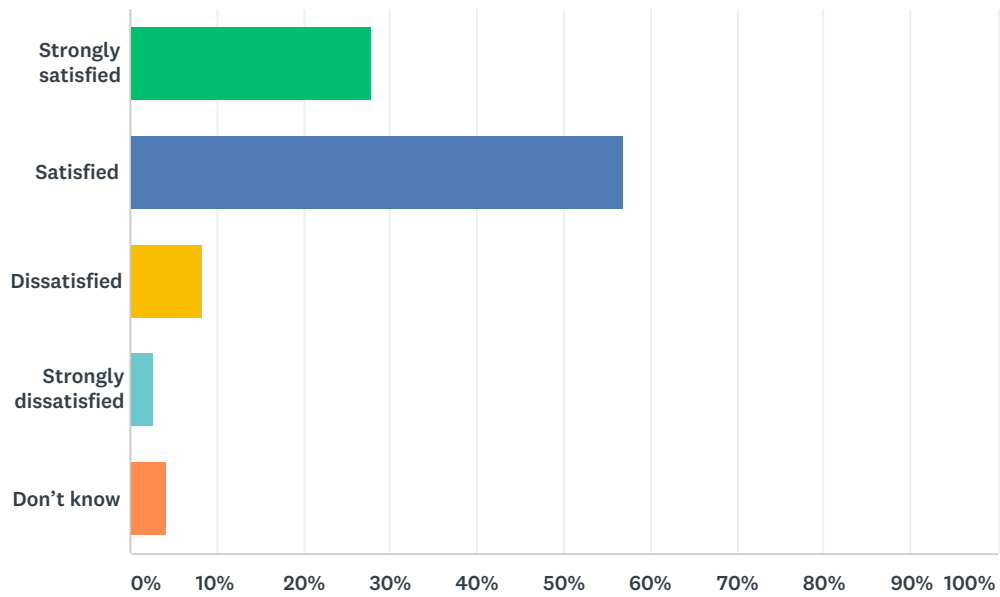
Answered: 72 Skipped: 5



ANSWER CHOICES	RESPONSES	
Strongly satisfied	20.83%	15
Satisfied	61.11%	44
Dissatisfied	13.89%	10
Strongly dissatisfied	2.78%	2
Don't know	1.39%	1
TOTAL		72

Q10 How satisfied are you with the quality of teaching at your child's school?

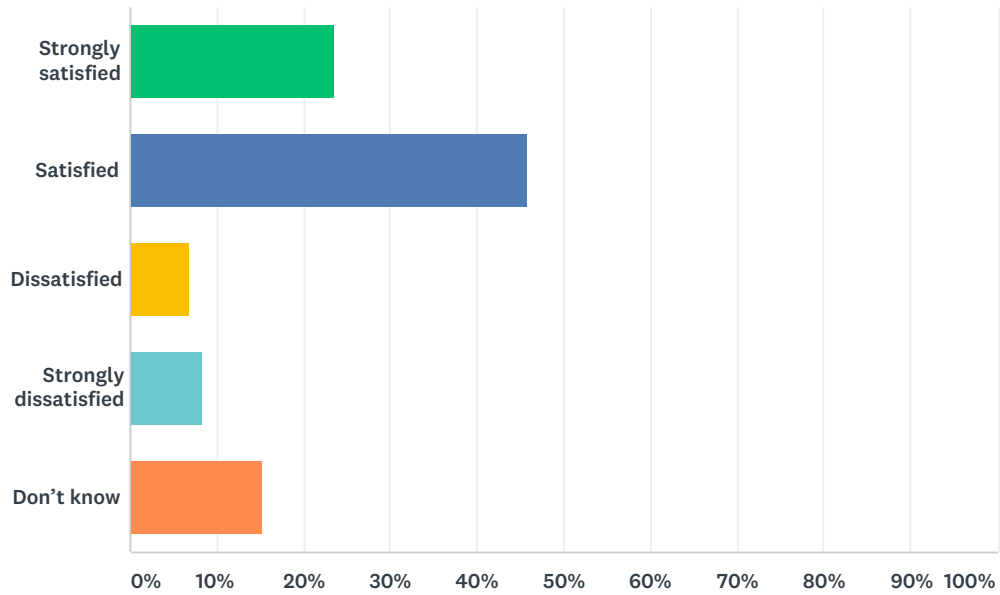
Answered: 72 Skipped: 5



ANSWER CHOICES	RESPONSES	
Strongly satisfied	27.78%	20
Satisfied	56.94%	41
Dissatisfied	8.33%	6
Strongly dissatisfied	2.78%	2
Don't know	4.17%	3
TOTAL		72

Q11 How satisfied are you with the leadership in your child's school?

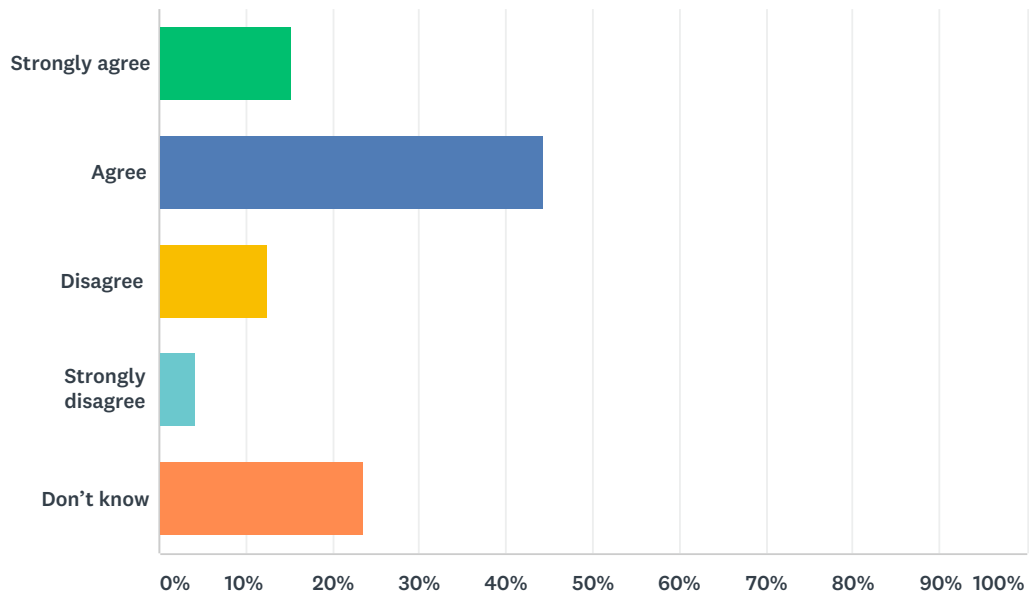
Answered: 72 Skipped: 5



ANSWER CHOICES	RESPONSES	
Strongly satisfied	23.61%	17
Satisfied	45.83%	33
Dissatisfied	6.94%	5
Strongly dissatisfied	8.33%	6
Don't know	15.28%	11
TOTAL		72

Q12 The rights and responsibilities of citizenship are reinforced in my child's school.

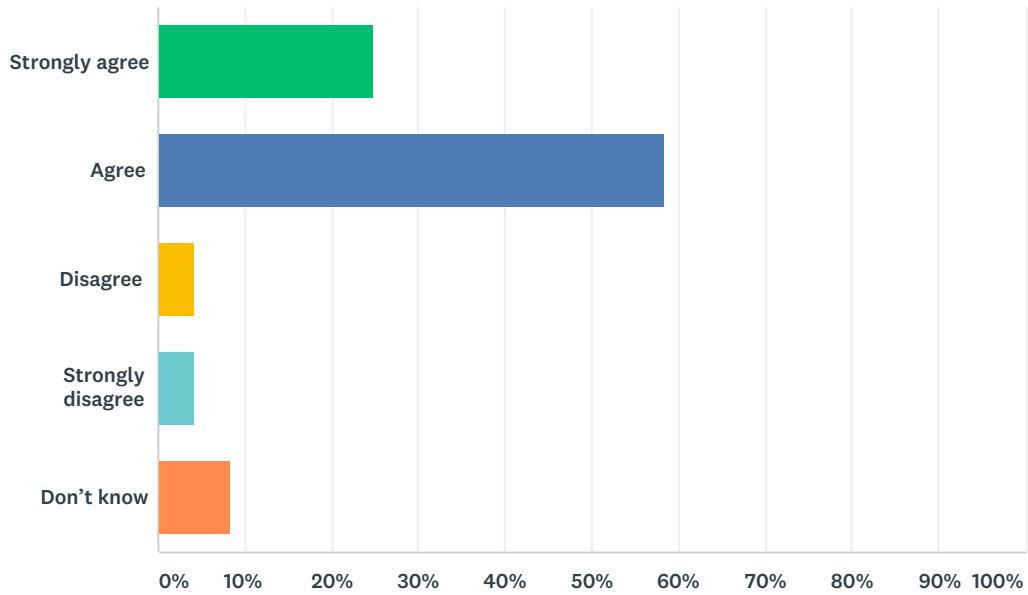
Answered: 72 Skipped: 5



ANSWER CHOICES	RESPONSES	
Strongly agree	15.28%	11
Agree	44.44%	32
Disagree	12.50%	9
Strongly disagree	4.17%	3
Don't know	23.61%	17
TOTAL		72

Q13 The school staff care about my child.

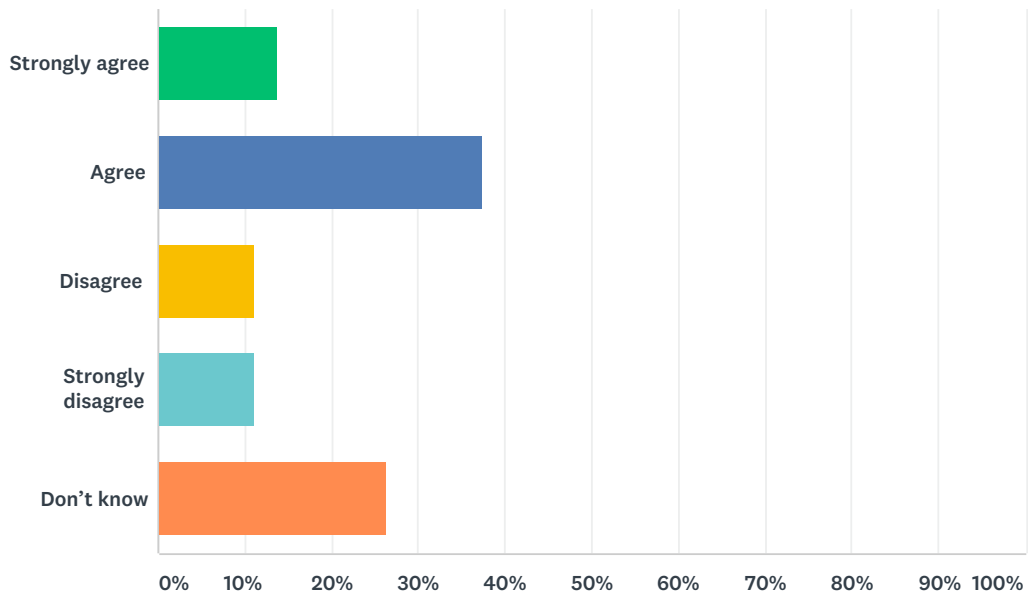
Answered: 72 Skipped: 5



ANSWER CHOICES	RESPONSES	
Strongly agree	25.00%	18
Agree	58.33%	42
Disagree	4.17%	3
Strongly disagree	4.17%	3
Don't know	8.33%	6
TOTAL		72

Q14 Discipline is handled in a fair and reasonable manner in my child's school.

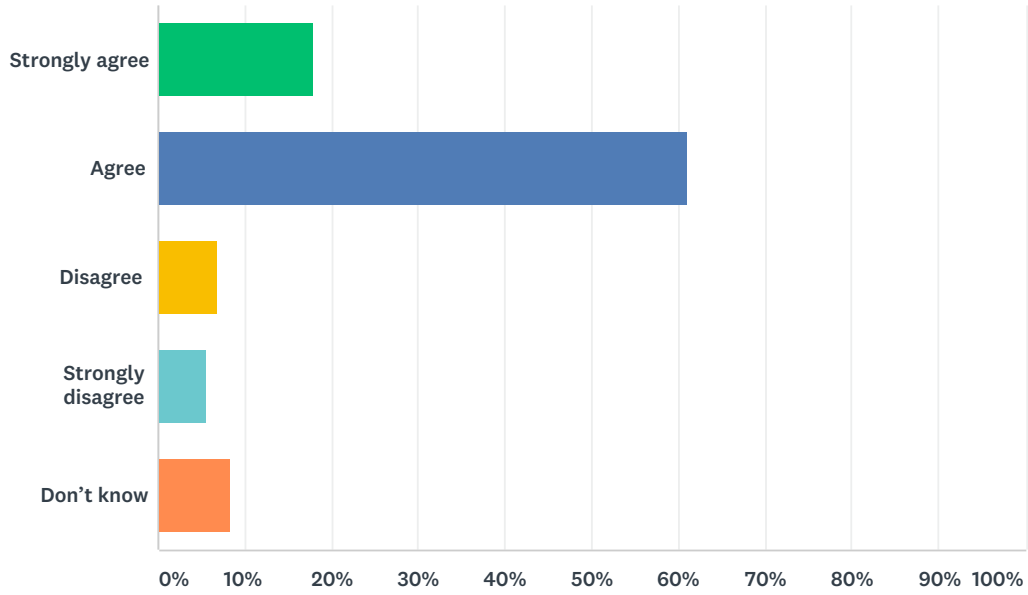
Answered: 72 Skipped: 5



ANSWER CHOICES	RESPONSES	
Strongly agree	13.89%	10
Agree	37.50%	27
Disagree	11.11%	8
Strongly disagree	11.11%	8
Don't know	26.39%	19
TOTAL		72

Q15 My child's school is safe.

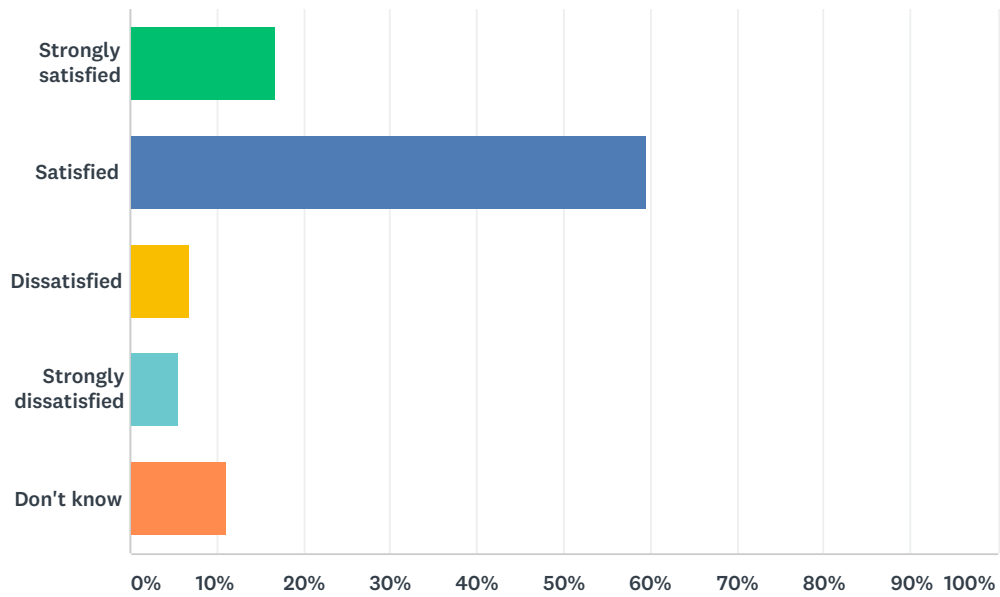
Answered: 72 Skipped: 5



ANSWER CHOICES	RESPONSES	
Strongly agree	18.06%	13
Agree	61.11%	44
Disagree	6.94%	5
Strongly disagree	5.56%	4
Don't know	8.33%	6
TOTAL		72

Q16 How satisfied are you with the resources available to support your child's learning?

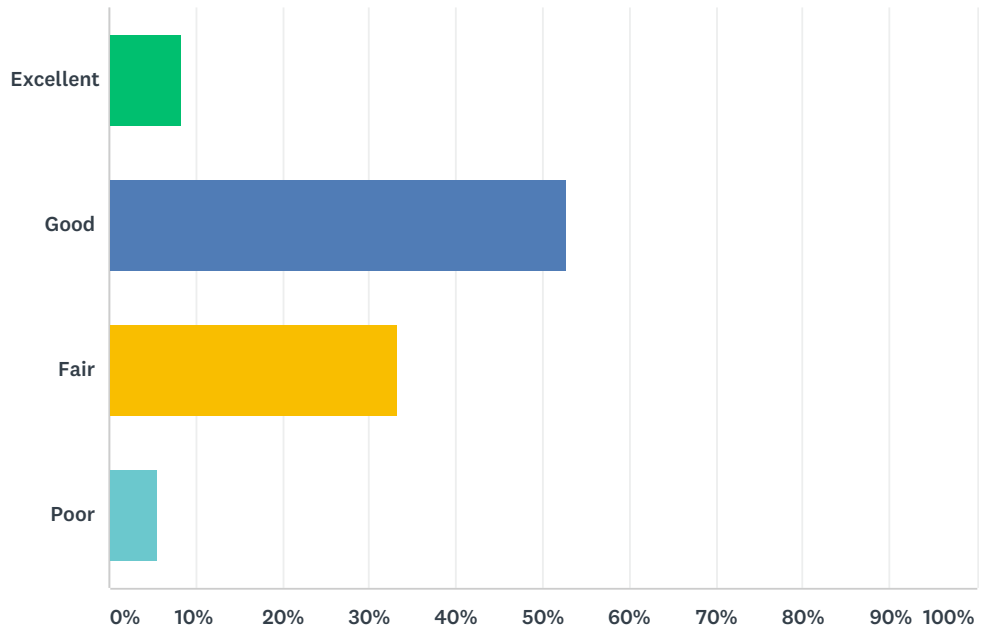
Answered: 72 Skipped: 5



ANSWER CHOICES	RESPONSES	
Strongly satisfied	16.67%	12
Satisfied	59.72%	43
Dissatisfied	6.94%	5
Strongly dissatisfied	5.56%	4
Don't know	11.11%	8
TOTAL		72

Q17 How would you rate the physical condition of your child's school?

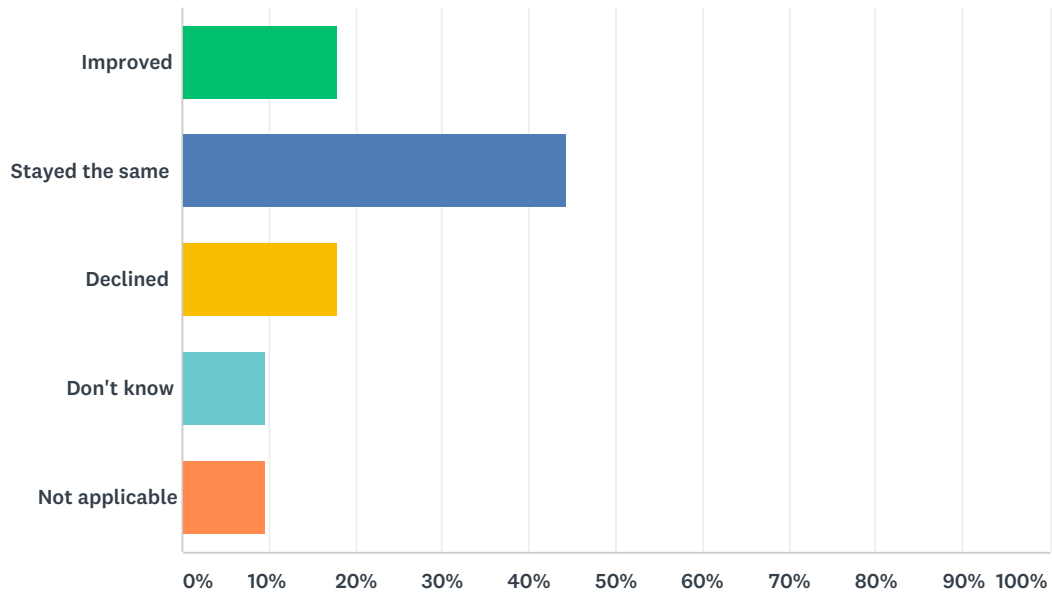
Answered: 72 Skipped: 5



ANSWER CHOICES	RESPONSES
Excellent	8.33% 6
Good	52.78% 38
Fair	33.33% 24
Poor	5.56% 4
TOTAL	72

Q18 In your opinion, has the quality of education your child has experienced at school improved, stayed the same or declined in the past three years?

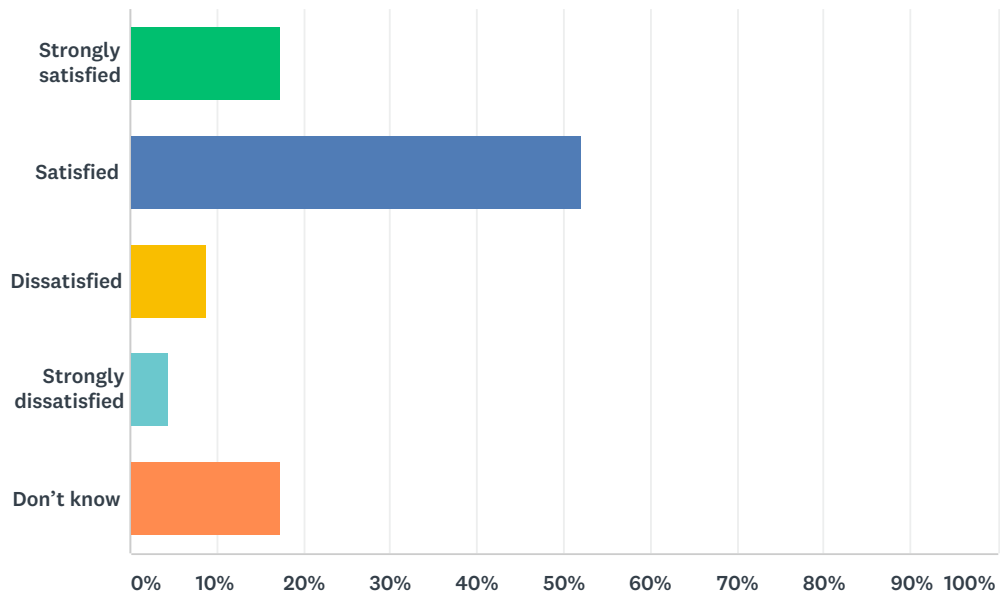
Answered: 72 Skipped: 5



ANSWER CHOICES	RESPONSES	
Improved	18.06%	13
Stayed the same	44.44%	32
Declined	18.06%	13
Don't know	9.72%	7
Not applicable	9.72%	7
TOTAL		72

Q19 How satisfied are you with the opportunity to be involved in decisions at your child's school?

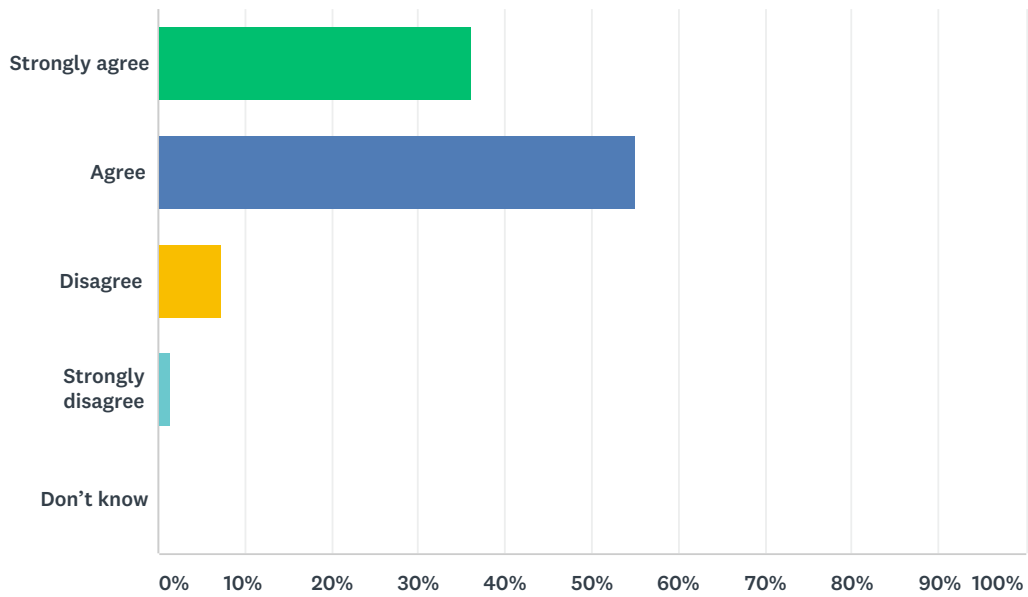
Answered: 69 Skipped: 8



ANSWER CHOICES	RESPONSES	
Strongly satisfied	17.39%	12
Satisfied	52.17%	36
Dissatisfied	8.70%	6
Strongly dissatisfied	4.35%	3
Don't know	17.39%	12
TOTAL		69

Q20 The school keeps me informed about my child's progress and achievement.

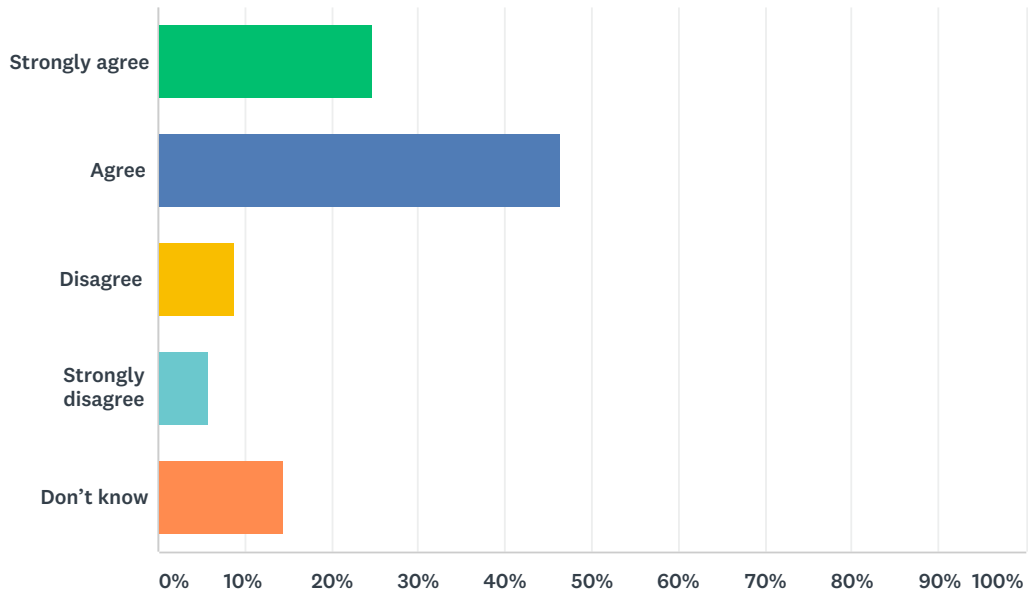
Answered: 69 Skipped: 8



ANSWER CHOICES	RESPONSES	
Strongly agree	36.23%	25
Agree	55.07%	38
Disagree	7.25%	5
Strongly disagree	1.45%	1
Don't know	0.00%	0
TOTAL		69

Q21 There is open and honest communication within my child's school.

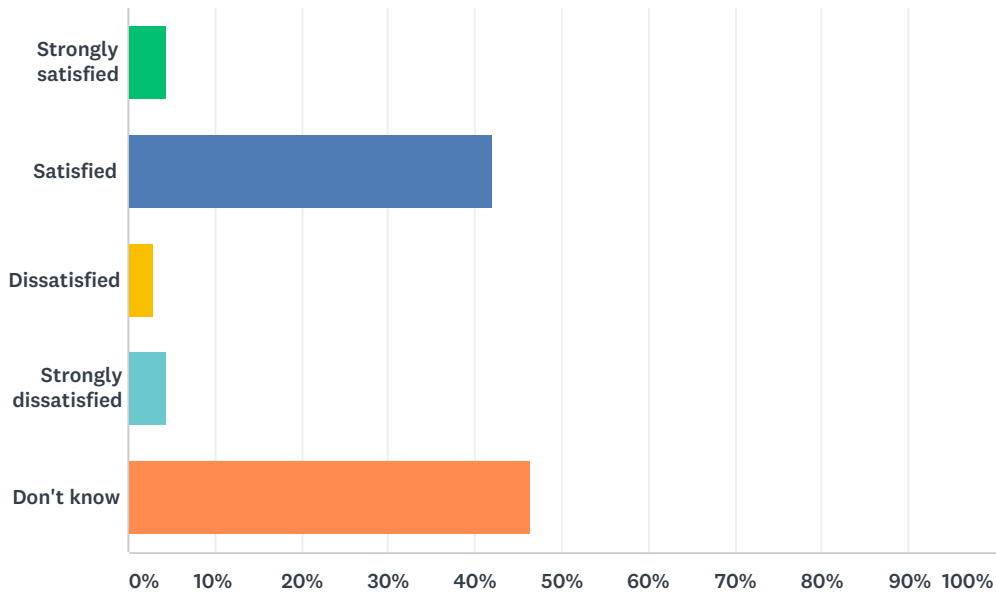
Answered: 69 Skipped: 8



ANSWER CHOICES	RESPONSES	
Strongly agree	24.64%	17
Agree	46.38%	32
Disagree	8.70%	6
Strongly disagree	5.80%	4
Don't know	14.49%	10
TOTAL		69

Q22 How satisfied are you with the community partnerships that may be established at your school? For example: Saffron, KEYS program, Green Certificate, lunch programs, after-school programs, RAP, Tools for School, Scratch Day, Entrepreneurial Adventure, scholarships/grants, etc.

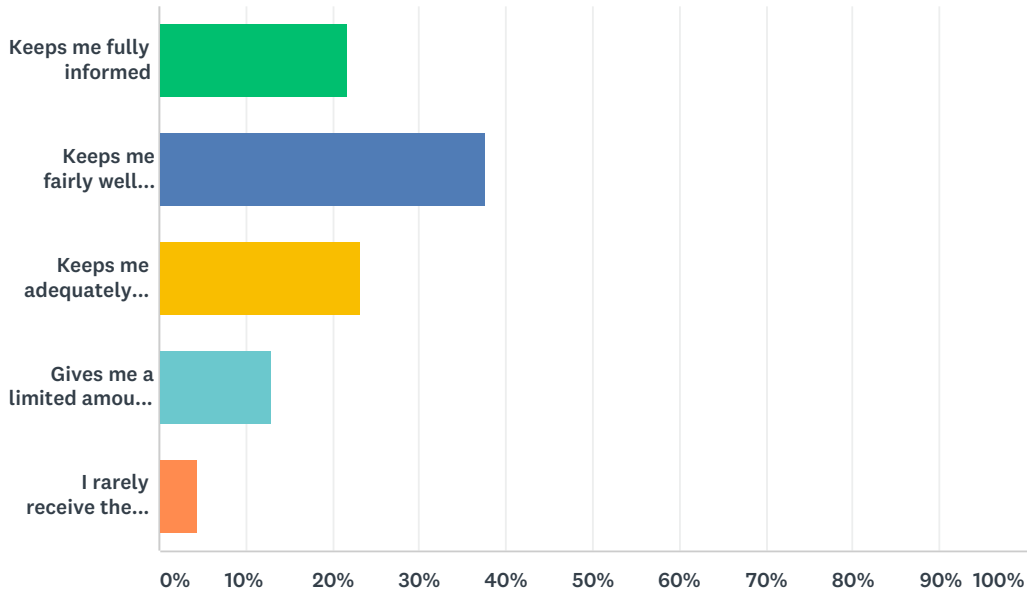
Answered: 69 Skipped: 8



ANSWER CHOICES	RESPONSES	
Strongly satisfied	4.35%	3
Satisfied	42.03%	29
Dissatisfied	2.90%	2
Strongly dissatisfied	4.35%	3
Don't know	46.38%	32
TOTAL		69

Q23 Elk Island Public Schools appreciates the opportunity to stay connected with parents about news, activities, programs and other matters of importance. What is your impression of the communication you receive from your child's school?

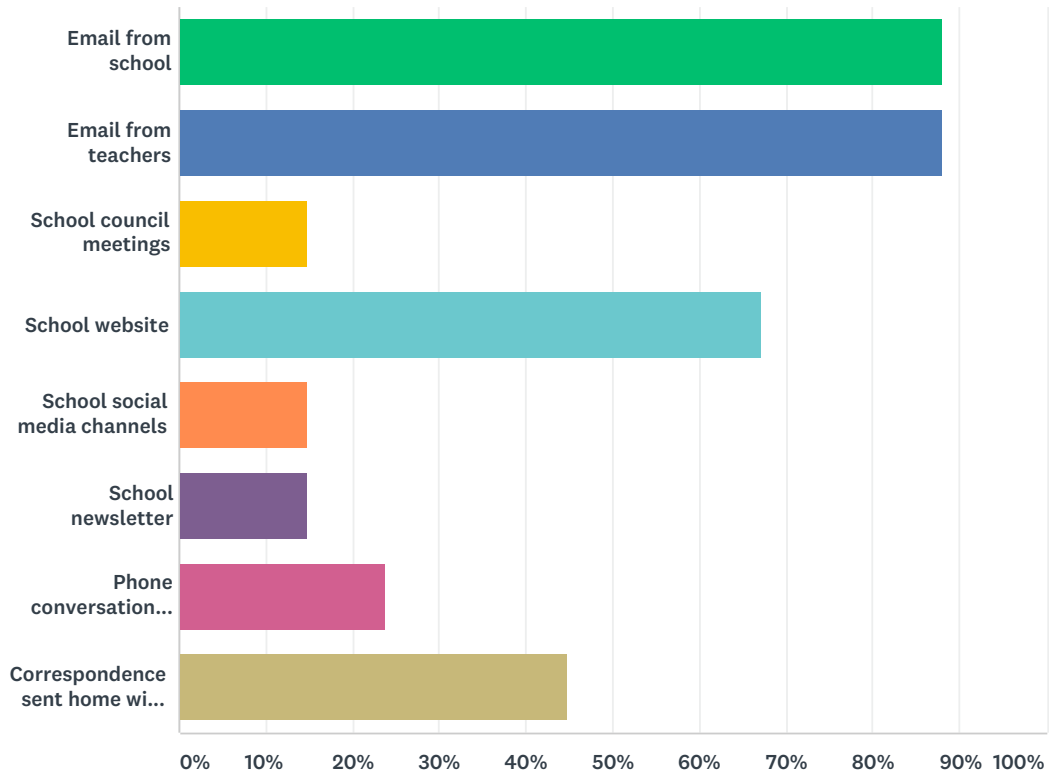
Answered: 69 Skipped: 8



ANSWER CHOICES	RESPONSES	
Keeps me fully informed	21.74%	15
Keeps me fairly well informed	37.68%	26
Keeps me adequately informed	23.19%	16
Gives me a limited amount of information	13.04%	9
I rarely receive the information I need	4.35%	3
TOTAL		69

Q24 Do you regularly make use of the following to keep up to date on school activities, programs, etc.? Check all that apply.

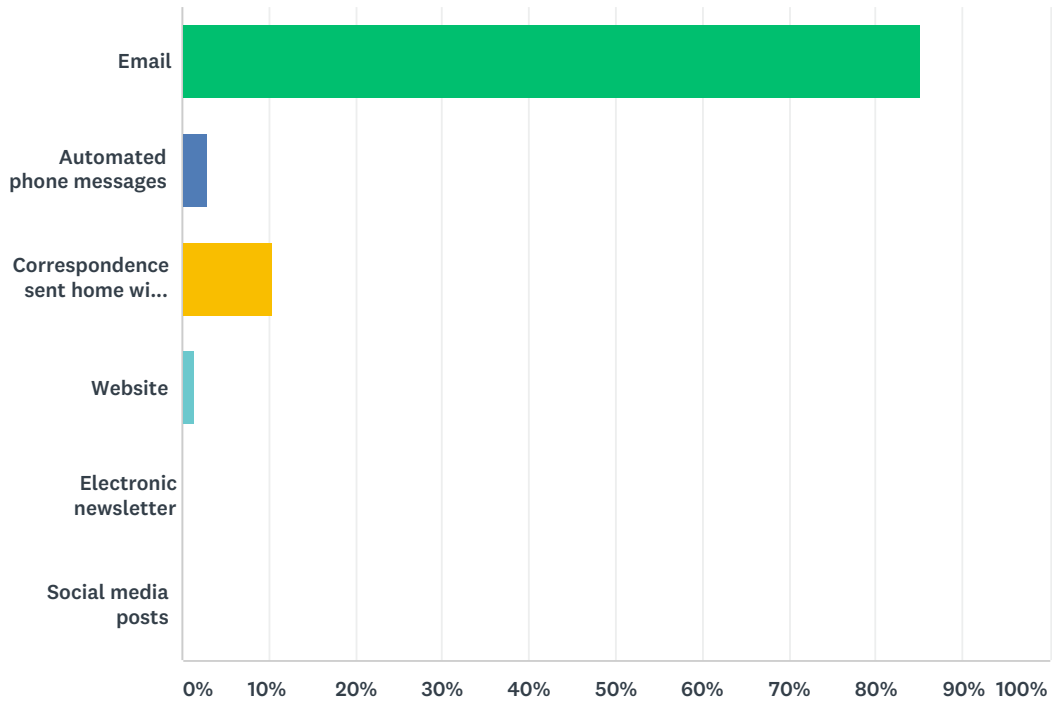
Answered: 67 Skipped: 10



ANSWER CHOICES	RESPONSES	
Email from school	88.06%	59
Email from teachers	88.06%	59
School council meetings	14.93%	10
School website	67.16%	45
School social media channels	14.93%	10
School newsletter	14.93%	10
Phone conversations with school and/or teachers	23.88%	16
Correspondence sent home with your child	44.78%	30
Total Respondents: 67		

Q25 What is your most preferred method of communication from the school and Division?

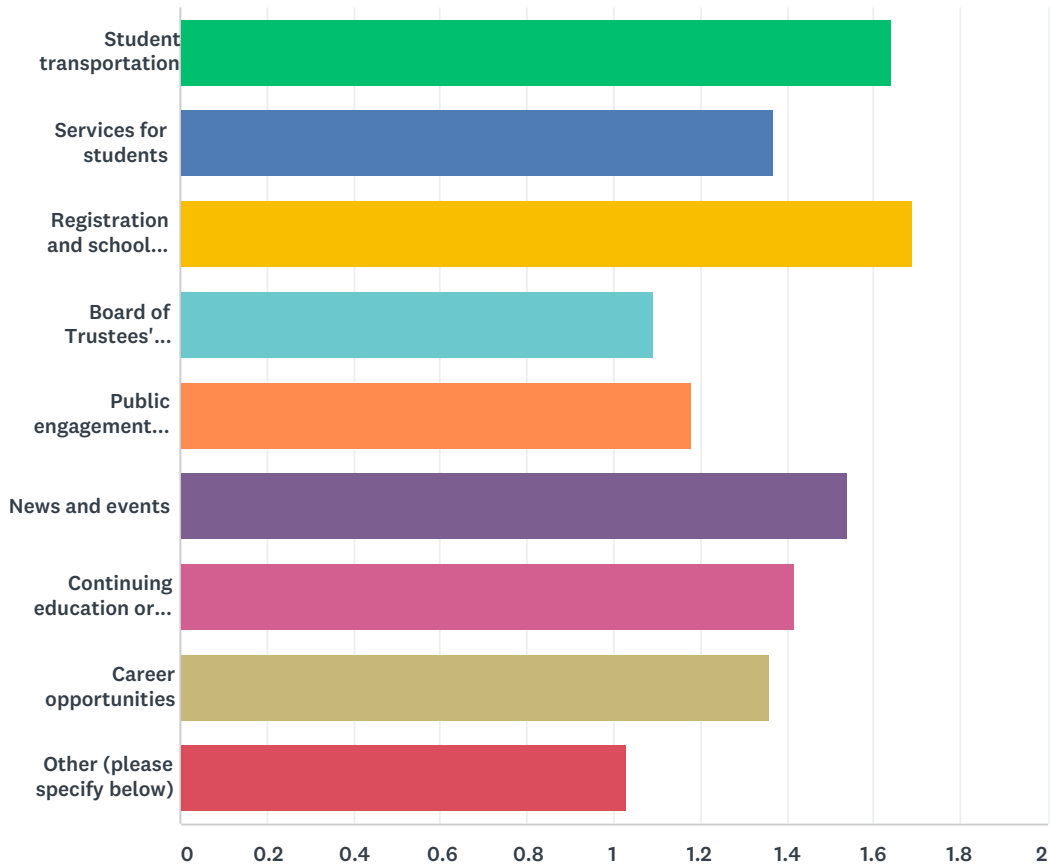
Answered: 67 Skipped: 10



ANSWER CHOICES	RESPONSES	
Email	85.07%	57
Automated phone messages	2.99%	2
Correspondence sent home with your child	10.45%	7
Website	1.49%	1
Electronic newsletter	0.00%	0
Social media posts	0.00%	0
TOTAL		67

Q26 Do you visit the Division website (www.eips.ca) for information on:

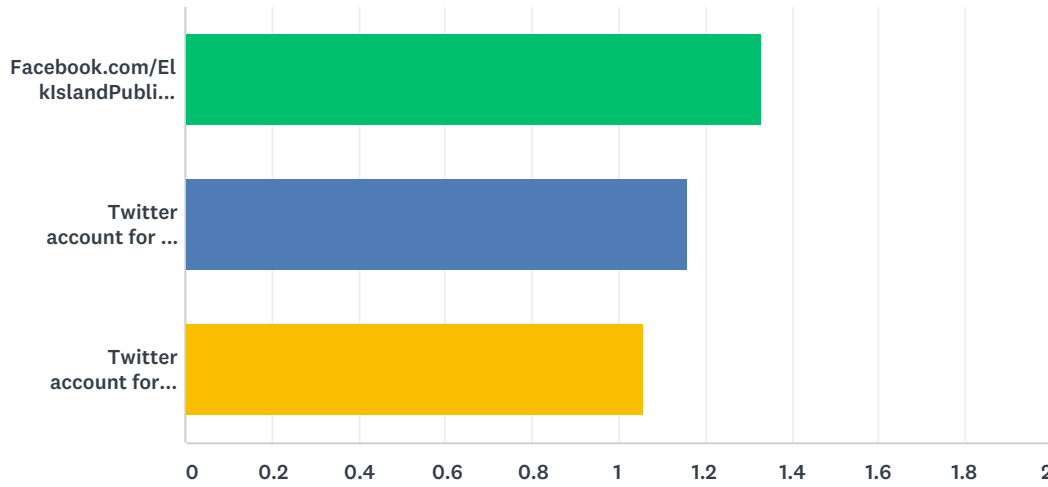
Answered: 67 Skipped: 10



	YES	NO	TOTAL	WEIGHTED AVERAGE
Student transportation	64.18% 43	35.82% 24	67	1.64
Services for students	37.31% 25	62.69% 42	67	1.37
Registration and school boundaries	68.66% 46	31.34% 21	67	1.69
Board of Trustees' meetings	8.96% 6	91.04% 61	67	1.09
Public engagement initiatives	17.91% 12	82.09% 55	67	1.18
News and events	53.73% 36	46.27% 31	67	1.54
Continuing education or summer courses	41.79% 28	58.21% 39	67	1.42
Career opportunities	35.82% 24	64.18% 43	67	1.36
Other (please specify below)	2.99% 2	97.01% 65	67	1.03

Q27 Elk Island Public Schools shares news and information on its social media channels. Do you follow:

Answered: 67 Skipped: 10



	YES	NO	TOTAL	WEIGHTED AVERAGE
Facebook.com/ElkIslandPublicSchools	32.84% 22	67.16% 45	67	1.33
Twitter account for the Division (@eips)	16.42% 11	83.58% 56	67	1.16
Twitter account for EIPS Student Transportation (@eipsST)	5.97% 4	94.03% 63	67	1.06